



Agricultural  
Marketing  
Service

## Fruit and Vegetable Market News Branch

# National Fruit and Vegetable Retail Report

Websites: [www.marketnews.usda.gov/portal/fv](http://www.marketnews.usda.gov/portal/fv) and <http://www.ams.usda.gov/mnreports/fvwretail.pdf>

Volume IV– Number 02

Issued Weekly

Friday, January 15, 2010

### Advertised Prices for Fruits & Vegetables at Major Retail Supermarket Outlets 01/09 to 01/21<sup>1, 2</sup>

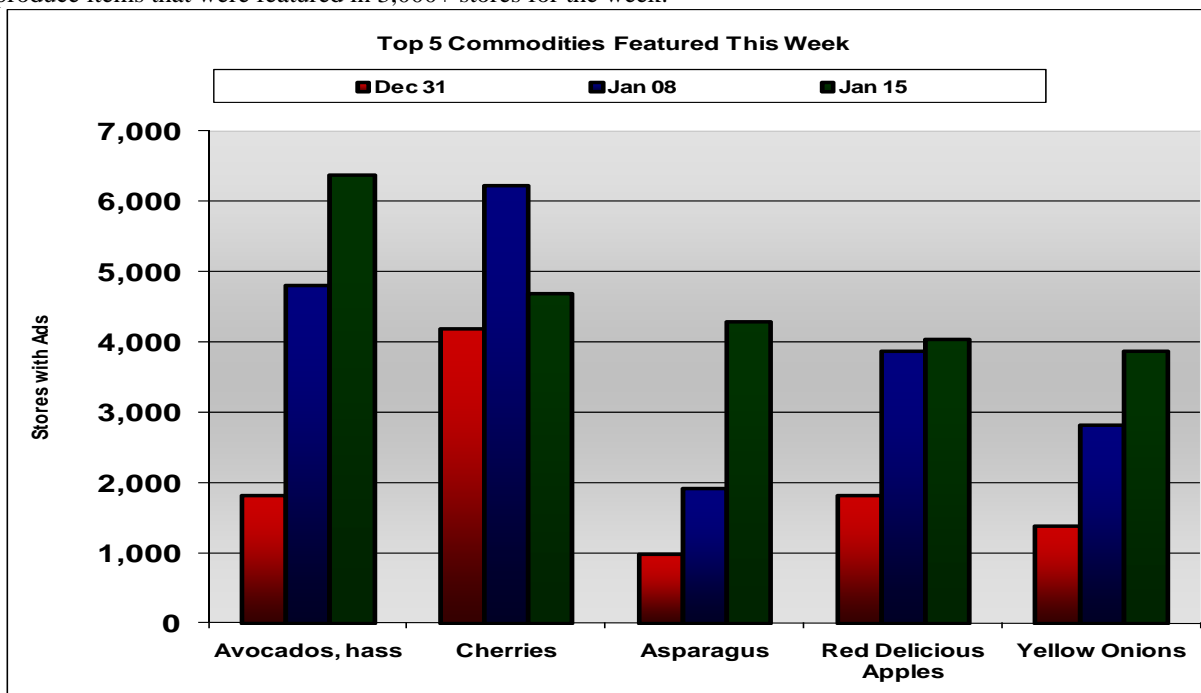
#### 10 for \$10 & Big Savings Showcased

“Savings” was the feature this week for most retailers, with “10 for \$10”, “5 for \$5” and a focus on “house” brands and the savings they can bring. Signs of spring were evident, especially in the southern states, where potted spring bulb plants were heavily featured in the floral department.

Imports lead the way again with avocados, cherries, and asparagus in the top five overall. Yellow onions and red delicious apples rounded out the top five overall. Strawberries and nectarines completed the top five fruit items. Baby carrots, iceberg lettuce, and green bell peppers rounded out the top five vegetable items. The top five fruit items accounted for 43% of all fruit ads this week, down 7% from the previous week, while the top five vegetable ads accounted for 40% of all vegetable ads. Overall produce ads this week were up 3% from the previous week.

The major ad items in the **fruit** category this week were higher in price than last year including peaches and nectarines at 1%, cherries at 2% and strawberries at 2%. Clementines were the lowest compared to last year at 15% lower, with mangoes at 12% and grapefruit at 11% lower. Avocados were 10% lower and red delicious apples were 2% lower than last year.

Of the **vegetable** items heavily advertised this week, only mushrooms were 4% higher than last year. Cucumbers (13%), baby carrots (6%) and asparagus (2%) were all lower than the price last year. As used here, major ad items are defined as being regularly surveyed produce items that were featured in 3,000+ stores for the week.

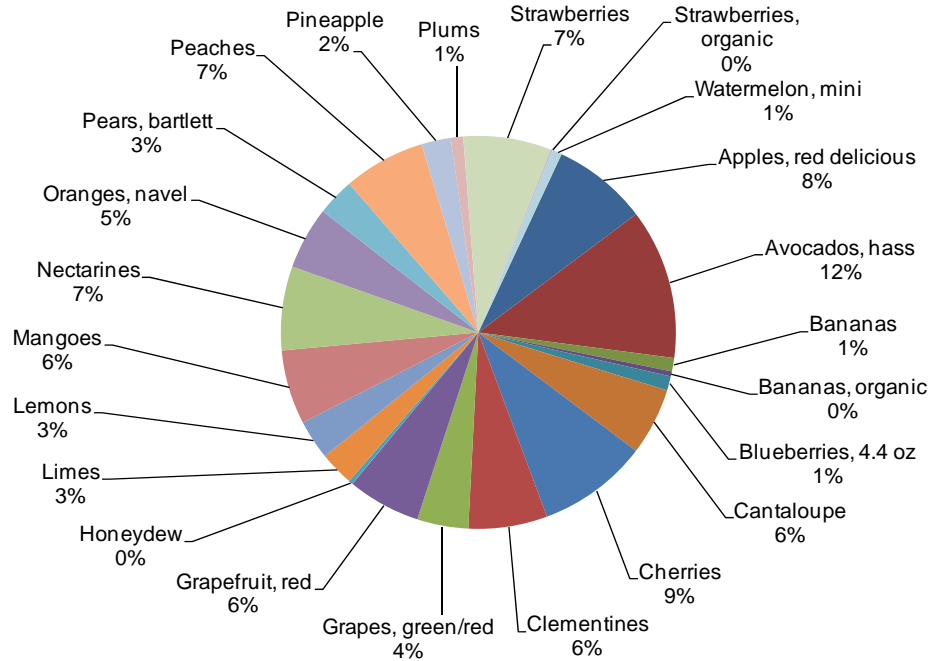


1 - Fruit and Vegetable Market News surveys more than 200 retailers, comprising roughly 17,000 individual stores, with online weekly advertised features.

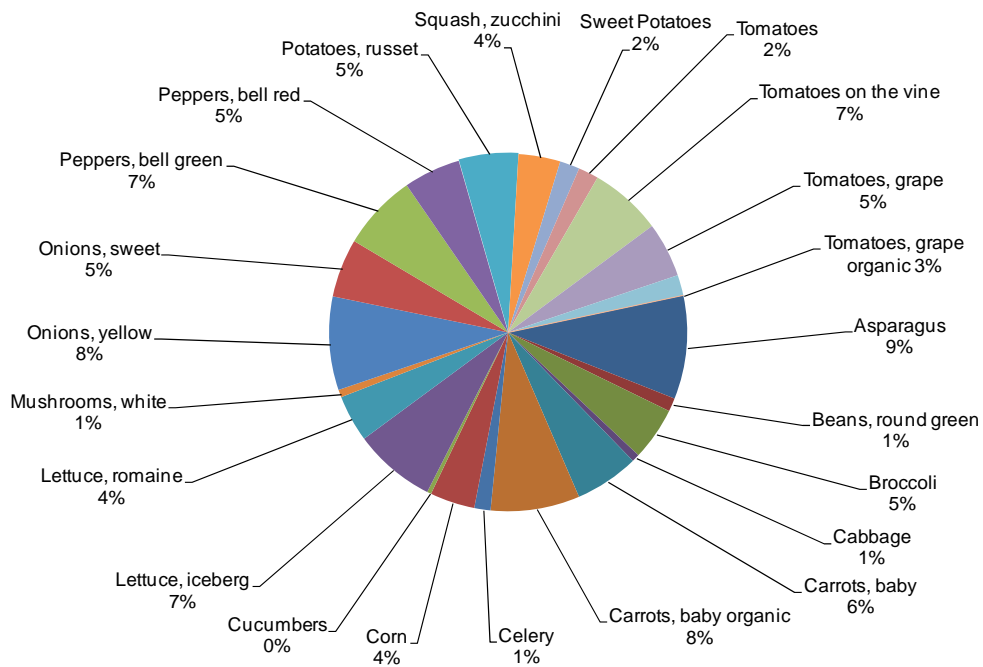
2 – Date range reflects one week of data collection ending on the report release date and encompasses ad pricing good from the Saturday before the report release date through the following Thursday.



### Fruits as Percentage of Total Fruit Ads January 15, 2010



### Vegetables as Percentage of Total Vegetable Ads January 15, 2010





NATIONAL SUMMARY

FRUIT	THIS WEEK		LAST WEEK		LAST YEAR		VEGETABLE	THIS WEEK		LAST WEEK		LAST YEAR	
	Stores with Ads	Wtd Avg Prices	Stores with Ads	Wtd Avg Prices	Stores with Ads	Wtd Avg Prices		Stores with Ads	Wtd Avg Prices	Stores with Ads	Wtd Avg Prices	Stores with Ads	Wtd Avg Prices
Apples, red delicious	4,043	1.13	3,882	1.09	3,640	1.16	Asparagus	4,297	2.74	1,918	2.89	2,979	2.79
Avocados, hass each	6,375	0.96	4,809	1.08	6,162	1.06	Beans, round green	560	1.47	472	1.41	1,044	1.62
Bananas	567	0.32	195	0.49	253	0.47	Broccoli per bunch	2,204	1.52	1,470	1.77	1,329	1.53
Bananas, organic	214	0.67	453	0.86	287	0.84	Broccoli, organic per bunch	319	2.14			887	2.26
Blueberries 4.4 oz	601	2.65	416	3.00	1,379	2.69	Cabbage	2,665	0.44	1,425	0.46	2,178	0.51
Cantaloupe each	2,855	2.20	3,420	2.16	4,356	2.28	Carrots, baby 1 lb bag	3,692	1.26	3,775	1.42	4,670	1.34
Cherries	4,696	4.04	6,224	3.81	6,359	3.96	Carrots, baby organic 1 lb bag	674	1.98	1,671	1.63	3,576	1.83
Clementines 5lb pkg	3,355	5.25	2,779	5.53	3,113	6.15	Celery each	1,865	1.15	257	1.39	1,174	1.34
Grapes, green/red	2,177	2.69	542	2.75	6,963	2.01	Corn each	171	0.37	214	0.41	284	0.60
Grapefruit, red each	3,111	0.73	3,528	0.68	4,669	0.82	Cucumbers each	3,407	0.62	2,894	0.58	2,235	0.72
Honeydew each	175	3.77	317	3.23	585	3.49	Lettuce, iceberg each	1,944	0.91	1,356	0.92	890	1.03
Limes each	1,453	0.38	746	0.26	1,296	0.51	Lettuce, romaine each	312	1.00	334	1.05	600	1.10
Lemons each	1,687	0.72	972	0.40	1,654	0.52	Mushrooms, white 8 oz pkg	3,881	1.72	3,535	1.66	3,826	1.66
Mangoes each	3,156	1.00	4,752	0.92	3,448	1.14	Onions, yellow 3 lb bag	2,434	1.63	2,820	1.58	3,084	2.00
Nectarines, yellow flesh	3,563	2.24	1,953	2.72	7,176	2.22	Onions, sweet yellow	2,967	1.10	2,604	1.00	1,227	1.32
Oranges, navel each	2,649	0.68	2,404	0.63	1,963	0.66	Peppers, bell green each	2,223	0.70	1,676	0.68	1,201	0.73
Pears, bartlett	1,598	1.22	3,783	1.10	827	1.29	Peppers, bell green	932	1.43	2,880	1.47	2,456	1.56
Peaches, yellow flesh	3,470	2.25	1,909	2.75	7,296	2.23	Peppers, bell red each	979	1.29	412	1.32	869	1.04
Pineapple each	1,254	3.28	1,826	2.92	1,227	2.88	Peppers, bell red	1,384	1.99	700	2.43	1,713	2.54
Plums	519	2.73	155	2.50	1,795	2.48	Potatoes, russet 5 lb bag	2,469	1.90	1,875	1.58	2,345	2.38
Strawberries 1 lb pkg	3,748	2.91	5,580	2.57	5,345	2.85	Squash, zucchini	1,733	1.24	3,266	1.16	2,018	1.17
Strawberries, organic 1 lb pkg	76	3.50					Sweet potatoes	826	0.80	1,282	0.85	912	0.90
Watermelon, miniature each	410	3.28	110	3.99	1,037	3.61	Tomatoes	841	1.92	1,258	2.02	859	1.14
Watermelon, seedless each	163	3.99					Tomatoes, organic					85	1.99
							Tomatoes on the vine	2,996	2.44	1,404	2.50	2,575	2.03
							Tomatoes, grape 1 pint	2,275	2.12	2,988	2.21	4,637	2.42
							Tomatoes, grape organic 1 pint	859	3.01	1,314	2.28	1,180	2.91

Selected Seasonal and Other Weekly Items

ITEM	THIS WEEK		LAST WEEK		ITEM	THIS WEEK		LAST WEEK	
	Stores with Ads	Wtd Avg Prices	Stores with Ads	Wtd Avg Prices		Stores with Ads	Wtd Avg Prices	Stores with Ads	Wtd Avg Prices
Blueberries 6 oz	2,528	3.08	2,685	2.88	Round Red Potatoes 5 lb bag	2,147	2.55	1,397	2.64
Blackberries 6 oz	1,845	2.56			Navel Oranges per lb	4,195	0.82	2,942	0.74
Carrots, baby 2 lb bag	908	2.63	1,704	2.32	D'Anjou Pears per lb	3,953	1.14	3,245	1.15
Russet Potatoes per lb	731	0.67	2,532	0.55	Gala Apples per lb	1,217	1.19	1,138	1.32
Russet Potatoes 10 lb bag	1,061	2.23	2,768	3.18	Raspberries 6 oz	250	2.99	173	3.00

Wtd Avg = Simple weighted average  
 Prices are in dollars per pound unless otherwise stated.



Fruit and Vegetable Retail Report VOL. IV – No. 02

Page 4

Week of Thursday, January 15, 2010

Region	NORTHEAST U.S.			SOUTHEAST U.S.			MIDWEST U.S.		
States	(CT,DE,MA,MD,ME,NH,NJ,NY,PA,RI,VT)			(AL,FL,GA,MS,NC,SC,TN,VA,WV)			(IA,IL,IN,KY,M,MI,ND,NE,OH,SD,WI)		
Fruit	Price Range	Stores with Ads	Wtd. Avg	Price Range	Stores with Ads	Wtd. Avg	Price Range	Stores with Ads	Wtd. Avg
Apples, red delicious	0.99 - 1.49	1,195	1.34	0.99 - 1.49	1,421	1.01	0.88 - 1.29	251	1.02
Avocados, hass	0.75 - 1.50 each	1,597	1.08	0.77 - 1.50 each	368	1.00	0.69 - 1.29 each	1,377	1.01
Bananas	0.50	177	0.08	0.38 - 0.50	92	0.48			
Bananas, organic	0.89 - 0.99	46	0.96	0.59	65	0.59	0.59	96	0.59
Blueberries	2.50 4.4 oz	239	2.50	1.99 - 2.50 4.4 oz	108	2.16			
Cantaloupe	0.99 - 3.00 each	1,121	2.09	1.50 - 3.00 each	754	2.40	1.28 - 2.89 each	694	2.17
Cherries	2.99 - 6.99	979	4.41	2.99 - 5.99	2,050	3.83	2.99 - 3.88	126	3.14
Clementines	4.88 - 5.99 5lb container	1,240	5.20	4.88 - 6.98 5lb container	1,476	5.20	4.98 - 6.99 5lb container	449	5.12
Grapes, green/red	1.99 - 2.99	426	2.67	1.88 - 2.79	505	2.76	1.88 - 2.99	273	2.32
Grapefruit, red	0.33 - 1.99 each	1,240	0.85	0.88 each	47	0.88	0.40 - 0.89 each	319	0.71
Honeydew	3.49 each	76	3.49				3.99 each	99	3.99
Limes	0.20 - 0.69 each	752	0.42	0.44 - 0.69 each	157	0.46	0.69 each	110	0.69
Lemons	0.50 - 1.50 each	975	0.87	0.50 - 0.69 each	71	0.53	0.69 each	110	0.69
Mangoes	0.78 - 1.50 each	1,180	1.14	0.99 - 1.50 each	298	1.00	0.66 - 1.00 each	945	0.96
Nectarines	1.48 - 2.99	1,078	2.36	1.49 2.99	733	2.11	1.99 - 2.99	269	2.41
Oranges, navel	0.20 - 1.00 each	1,500	0.77	0.33 - 0.99 each	245	0.55	0.31 - 0.99 each	493	0.66
Pears, bartlett	0.98 - 1.59	387	1.54	0.88 - 1.59	217	1.32	0.88 - 1.29	149	0.96
Peaches	1.48 - 2.99	1,120	2.36	1.49 - 2.99	777	2.13	1.99 - 2.28	143	2.12
Pineapple	1.98 - 3.99 each	474	2.99	2.98 - 3.99 each	311	3.69	2.99 - 3.79 each	358	3.47
Plums	2.29 - 2.99	411	2.79	2.49	108	2.49			
Strawberries	1.99 - 3.99 16 oz pkg	1,105	3.06	2.49 - 3.99 16 oz pkg	1,383	2.85	2.00 - 3.99 16 oz pkg	424	2.53
Strawberries, organic									
Watermelon, miniature	1.99 - 3.99 each	355	3.17	3.98 - 3.99 each	55	3.99			
Watermelon, seedless							3.99 each	163	3.99

Wtd Avg = Simple weighted average

Prices are in dollars per pound unless otherwise stated.



Region	SOUTH CENTRAL U.S.				SOUTHWEST U.S.			NORTHWEST U.S.		
States	(AR, CO, KS, LA, MO, NM, OK, TX)				(AZ, CA, NV, UT)			(ID, MT, OR, WA, WY)		
Fruit	Price Range	Stores with Ads	Wtd. Avg	Price Range	Stores with Ads	Wtd. Avg	Price Range	Stores with Ads	Wtd. Avg	
Apples, red delicious	0.69 - 1.28	424	1.01	0.50 - 1.49	736	1.14	0.89	16	0.89	
Avocados, hass	0.20 - 1.00 each	955	0.90	0.50 - 1.25 each	1,384	0.83	0.50 - 1.29 each	694	0.90	
Bananas				0.39 - 0.50	298	0.42				
Bananas, organic				0.69	7	0.69				
Blueberries	2.99 4.4 oz	254	2.99							
Cantaloupe	1.29 - 2.50 each	286	2.20							
Cherries	2.49 - 4.99	933	4.34	2.49 - 3.99	592	3.91	3.00	16	3.00	
Clementines	4.98 - 4.99 5lb container	66	4.99	4.97 - 6.99 5lb container	124	6.84				
Grapes, green/red	1.88 - 2.99	426	2.93	1.99 - 2.49	185	2.05	2.49 - 3.00	362	2.93	
Grapefruit, red	0.25 - 0.79 each	284	0.46	0.33 - 0.79 each	829	0.66	0.25 - 0.99 each	392	0.73	
Honeydew										
Limes	0.13 - 0.33 each	67	0.18	0.16 - 0.25 each	154	0.17	0.25 - 0.49 each	213	0.26	
Lemons	0.20 - 0.50 each	67	0.28	0.33 - 0.59 each	246	0.50	0.33 - 0.59 each	218	0.57	
Mangoes	0.49 - 1.50 each	82	0.88	0.33 - 1.00 each	318	0.64	0.50 - 1.00 each	333	0.99	
Nectarines	1.99 - 2.50	858	2.10	0.49 - 2.49	586	2.36	1.78 - 1.99	39	1.86	
Oranges, navel	0.13 - 1.00 each	411	0.44							
Pears, bartlett	0.59 - 1.00	175	0.88	0.88 - 1.50	624	1.17	0.88 - 1.00	46	0.98	
Peaches	1.99 - 2.50	858	2.10	0.99 - 2.49	561	2.46	1.99	11	1.99	
Pineapple	2.97 each	49	2.97	1.99 each	16	1.99	2.98 - 3.00 each	46	2.99	
Plums										
Strawberries	2.50 - 3.99 16 oz pkg	527	3.20	2.50 - 2.99 16 oz pkg	180	2.86	2.00 - 2.98 16 oz pkg	129	2.38	
Strawberries, organic							3.50 16 oz pkg	76	3.50	
Watermelon, miniature										
Watermelon, seedless										

Wtd Avg = Simple weighted average

Prices are in dollars per pound unless otherwise stated.



Fruit and Vegetable Retail Report VOL. IV – No. 02

Page 6

Week of Thursday, January 15, 2010

Region	NORTHEAST U.S.			SOUTHEAST U.S.			MIDWEST U.S.		
States	(CT,DE,MA,MD,ME,NH,NJ,NY,PA,RI,VT)			(AL,FL,GA,MS,NC,SC,TN,VA,WV)			(IA,IL,IN,KY,M,MI,ND,NE,OH,SD,WI)		
Vegetable	Price Range	Stores with Ads	Wtd. Avg	Price Range	Stores with Ads	Wtd. Avg	Price Range	Stores with Ads	Wtd. Avg
Asparagus	1.99 - 3.99	660	2.86	1.99 - 2.99	1,148	2.98	1.48 - 2.99	943	2.09
Beans, round green	0.98 - 1.79	16	1.33	1.29 - 1.79	279	1.60	1.49 - 2.98	185	1.54
Broccoli	0.98 - 2.00 per bunch	685	1.63	1.47 - 2.00 per bunch	1,143	1.51	1.50 per bunch	109	1.50
Broccoli, organic	1.99 - 2.50 per bunch	312	2.15						
Cabbage	0.34 - 0.59	560	0.44	0.44 - 0.49	327	0.47	0.39 - 0.49	204	0.46
Carrots, baby	0.99 - 2.00 1 lb bag	887	1.57	0.98 - 1.50 1 lb bag	527	1.27	1.00 - 1.50 1 lb bag	745	1.18
Carrots, baby organic	1.69 - 2.50 1lb bag	439	2.26						
Celery	1.99 - 2.00 each	140	1.99	1.99 - 2.00 each	1,069	1.04	1.00 - 1.59 each	432	1.24
Corn									
Cucumbers	0.33 - 0.75 each	1,175	0.71	0.50 - 0.78 each	572	0.54	0.50 - 0.89 each	297	0.58
Lettuce, iceberg	0.99 - 1.50 each	231	1.05	0.88 each	269	0.88	0.88 each	96	0.88
Lettuce, romaine				0.79 each	30	0.79	1.28 each	63	1.28
Mushrooms, white	1.48 - 2.00 8 oz pkg	1,095	1.87	1.00 - 1.99 8 oz pkg	1,628	1.59	1.49 - 2.00 8 oz pkg	492	1.60
Onions, yellow	0.99 - 2.49 3 lb bag	355	1.67	1.00 - 2.00 3 lb bag	776	1.81	1.00 - 1.50 3 lb bag	559	1.21
Onions, sweet yellow	0.99 - 1.69	1,051	1.32	0.99 - 1.69	195	1.20	0.69 - 1.48	434	0.97
Peppers, bell green	0.79 each	99	0.79	0.50 - 1.25 each	1,317	0.79	0.50 - 0.68 each	100	0.60
Peppers, bell green	0.98 - 1.69	535	1.53	1.29 - 1.49	249	1.35	0.99 - 1.89	148	1.22
Peppers, bell red				1.66 each	7	1.66	1.50 - 1.88 each	415	1.69
Peppers, bell red	0.98 - 2.99	1,089	2.19	1.99	67	1.99	1.00	184	1.00
Potatoes, russet	0.98 - 3.99 5 lb bag	592	1.90	1.69 - 2.50 5 lb bag	572	2.36	1.00 - 2.00 5 lb bag	501	1.43
Squash, zucchini	0.98 - 1.79	348	1.44	1.29 - 1.79	227	1.68	1.49	99	1.49
Sweet potatoes	0.48 - 0.99	458	0.86	0.58 - 0.89	311	0.71			
Tomatoes	1.49 - 2.99	424	2.52	0.59 - 1.49	109	1.21	1.39 - 1.89	106	1.63
Tomatoes, organic									
Tomatoes on the vine	1.49 - 2.99	1,050	2.71	1.49 - 2.99	821	2.09	1.99 - 2.50	280	2.24
Tomatoes, grape	1.50 - 2.50 1 pint	1,027	2.06	1.38 - 2.50 1 pint	525	2.09	1.38 - 2.50 1 pint	316	2.02
Tomatoes, grape organic	2.99 - 3.49 1 pint	591	3.00	2.99 1 pint	10	2.99			

Wtd Avg = Simple weighted average  
 Prices are in dollars per pound unless otherwise stated.



Region	SOUTH CENTRAL U.S.			SOUTHWEST U.S.			NORTHWEST U.S.		
States	(AR,CO,KS,LA,MO,NM,OK,TX)			(AZ,CA,NV,UT)			(ID,MT,OR,WA,WY)		
Vegetable	Price Range	Stores with Ads	Wtd. Avg	Price Range	Stores with Ads	Wtd. Avg	Price Range	Stores with Ads	Wtd. Avg
Asparagus	1.48 - 2.99	485	2.95	1.67 - 3.49	604	2.92	2.49 - 2.99	457	2.86
Beans, round green	0.77 - 1.00	64	0.82	1.29	16	1.29			
Broccoli	1.00 - 1.99 per bunch	175	1.49	0.69 - 1.00 per bunch	92	0.96			
Broccoli, organic				1.49 per bunch	7	1.49			
Cabbage	0.33 - 0.50	668	0.42	0.20 - 0.50	572	0.41	0.38 - 0.59	334	0.51
Carrots, baby	0.97 - 1.50 1 lb bag	207	1.10	0.97 - 1.50 1 lb bag	959	1.11	0.99 - 1.50 1 lb bag	367	1.12
Carrots, baby organic	1.38 - 1.69 1 lb bag	146	1.49	1.29 - 1.50 1 lb bag	34	1.43	1.29 - 1.50 1 lb bag	55	1.46
Celery	0.88 - 1.50 each	9	1.16	0.88 - 1.00 each	169	0.98	0.79 - 0.99 each	46	0.97
Corn	0.33 - 0.44 each	171	0.37						
Cucumbers	0.25 - 0.50 each	148	0.45	0.16 - 0.79 each	980	0.60	0.48 - 0.69 each	235	0.67
Lettuce, iceberg	0.67 - 0.99 each	301	0.79	0.50 - 1.00 each	716	0.91	0.59 - 1.29 each	331	0.95
Lettuce, romaine	0.88 each	15	0.88	0.50 - 1.29 each	193	0.96	0.99 each	11	0.99
Mushrooms, white	1.00 - 2.00 8 oz pkg	362	1.80	2.00 - 2.99 8 oz pkg	270	2.04	2.00 8 oz pkg	34	2.00
Onions, yellow	0.88 - 2.49 3 lb bag	475	1.94	1.00 - 1.59 3 lb bag	245	1.39	0.97 - 1.50 3 lb bag	24	1.32
Onions, sweet yellow	0.49 - 1.00	229	0.92	0.20 - 1.00	808	0.95	0.77 - 1.00	250	0.95
Peppers, bell green	0.33 - 0.99 each	466	0.62	0.20 - 0.49 each	93	0.30	0.33 - 0.50 each	148	0.45
Peppers, bell green									
Peppers, bell red	0.50 - 1.00 each	272	0.91	0.88 - 1.00 each	225	0.99	1.00 - 1.50 each	60	1.23
Peppers, bell red	0.99	2	0.99	0.99 - 1.97	42	1.28			
Potatoes, russet	0.79 - 2.50 5 lb bag	599	1.97	1.48 - 1.49 5 lb bag	128	1.49	0.88 - 2.00 5 lb bag	77	1.54
Squash, zucchini	0.99 - 1.37	421	1.24	0.49 - 1.49	421	0.86	0.99 - 1.29	217	1.06
Sweet potatoes	0.79	41	0.79				0.89	16	0.89
Tomatoes	0.88 - 1.79	81	1.69	0.33 - 1.49	75	0.85	0.98 - 1.00	46	0.99
Tomatoes, organic									
Tomatoes on the vine	1.99 - 2.59	224	2.43	1.49 - 2.99	427	2.69	1.88 - 2.49	194	2.24
Tomatoes, grape	2.00 1 pint	37	2.00	1.50 - 2.99 1 pint	370	2.41			
Tomatoes, grape organic				3.49 1 pint	140	3.49	2.50 1 pint	118	

Wtd Avg = Simple weighted average

Prices are in dollars per pound unless otherwise stated.



## Weekly Snapshot of Organic Retail Features

This supplemental report is a list of other organic items found in the retail ads of those stores surveyed as part of the National Fruit and Vegetable Report. The prices shown are the range of prices encountered and are not weighted average prices. Descriptions of the items are largely as shown in the retail ads. Prices are in dollars.

Item	Unit of Sale	Price range
Apples, Braeburn	Per pound	0.99 -1.59
Apples, Cameo	Per pound	0.99
Apples, Fuji	Per pound	0.99 -1.69
Apples, Gala	Per pound	0.99 -1.69
Apples, Golden Delicious	Per pound	1.69
Apples, Granny Smith	Per pound	1.00
Apples, Honeycrisp	Per pound	2.49
Apples, Red Delicious	Per pound	0.99 -1.99
Apples, Red Delicious	3 count package	1.99
Arugula, Baby Type	5 ounce container	2.50
Avocados, Hass	Per pound	1.28
Avocados, Hass	Each	1.00 -2.00
Broccoli	Per pound	0.99 -1.59
Broccoli, Baby Hybrid Type	Per bunch	1.99
Carrots	Per pound	0.59
Carrots	Per bunch	1.00
Carrots	2 pound bag	1.50
Carrots	5 pound bag	4.99
Cauliflower	Each	2.49 -3.99
Celery	Per pound	0.99
Celery	Each	1.99
Celery Hearts	16 ounce package	2.49 -2.98
Celery Hearts	2 count package	1.99 -2.99
Cucumbers	Each	0.99
Grapefruit, Pink	Per pound	1.99
Grapefruit, Red	Per pound	0.99
Grapefruit, Red	Each	1.99
Herbs, Assorted Varieties	.75 ounce package	1.50
Kale	Per bunch	1.98
Kiwifruit	Each	0.33 -0.50
Lemons	Each	0.50
Lemons	2 pound bag	2.99
Lettuce, Iceberg	Each	0.99 -1.99
Lettuce, Red or Green Leaf	Each	1.49 -1.50
Lettuce, Romaine	Each	1.49
Lettuce, Romaine	10 ounce container	1.99 -2.50



## Weekly Snapshot of Organic Retail Features

This supplemental report is a list of other organic items found in the retail ads of those stores surveyed as part of the National Fruit and Vegetable Report. The prices shown are the range of prices encountered and are not weighted average prices. Descriptions of the items are largely as shown in the retail ads. Prices are in dollars.

Item	Unit of Sale	Price range
Lettuce, Romaine Hearts	Each	2.00
Lettuce, Romaine Hearts	9 ounce package	2.99
Lettuce, Romaine Hearts	3 count package	2.79 -3.98
Lettuce, Romaine, Baby Type	5 ounce package	2.50 -3.99
Lettuce, Romaine, Baby Type	6 ounce package	3.49
Lettuce, Romaine, Baby Type	16 ounce package	4.99 -6.99
Mangoes	Each	0.99 -2.29
Mushrooms, Cremini	8 ounce package	2.50
Mushrooms, Whole White	8 ounce package	2.49 -3.49
Onions, Green	Per bunch	0.50
Onions, Red	Per pound	1.29
Onions, Yellow	Per pound	0.58 -1.29
Onions, Yellow	3 pound bag	2.49 -3.99
Oranges	Per pound	0.69 -1.49
Oranges	4 pound bag	3.99 -5.99
Oranges	Each	1.00 -1.50
Pears, Bartlett	Per pound	1.29
Pears, Bosc	Per pound	1.29
Pears, Comice	Per pound	1.29
Pears, D'Anjou	Per pound	1.29 -1.89
Peppers, Bell Type, Green	2 count package	2.49
Pineapple	Per pound	0.99
Pineapple	Each	3.99
Potatoes, Fingerling	1.5 pound bag	2.99
Potatoes, Round Red	Per pound	1.29
Potatoes, Round Red	2 pound bag	3.69
Potatoes, Russet	Per pound	0.69 -0.89
Potatoes, Russet	3 pound bag	2.00 -2.50
Potatoes, Russet	4 pound bag	2.99
Potatoes, Russet	5 pound bag	1.99 -2.99
Potatoes, Yellow Type	Per pound	1.29
Salad, Mixed Types	5-9 ounce package	2.00 -4.49
Salad, Mixed Types	10-12 ounce package	3.99
Salad, Mixed Types	16 ounce package	4.99 -6.99
Spinach	Per pound	1.49
Spinach, Baby Type	5-6 ounce package	2.50 -3.99



## Weekly Snapshot of Organic Retail Features

This supplemental report is a list of other organic items found in the retail ads of those stores surveyed as part of the National Fruit and Vegetable Report. The prices shown are the range of prices encountered and are not weighted average prices. Descriptions of the items are largely as shown in the retail ads. Prices are in dollars.

Item	Unit of Sale	Price range
Spinach, Baby Type	10-11 ounce container	3.99
Spinach, Baby Type	16 ounce package	4.99 -6.99
Squash, Zucchini	Per pound	1.49 -1.99
Sweet Potatoes	Per pound	1.79
Tangelos, Minneola	2 pound bag	2.99