



Agricultural Marketing Service

Fruit and Vegetable Market News Branch

National Fruit and Vegetable Retail Report

Websites: www.marketnews.usda.gov/portal/fv and <http://www.ams.usda.gov/mnreports/fvwretail.pdf>

Volume IV– Number 03

Issued Weekly

Friday, January 22, 2010

Advertised Prices for Fruits & Vegetables at Major Retail Supermarket Outlets 01/16 to 01/28^{1, 2}

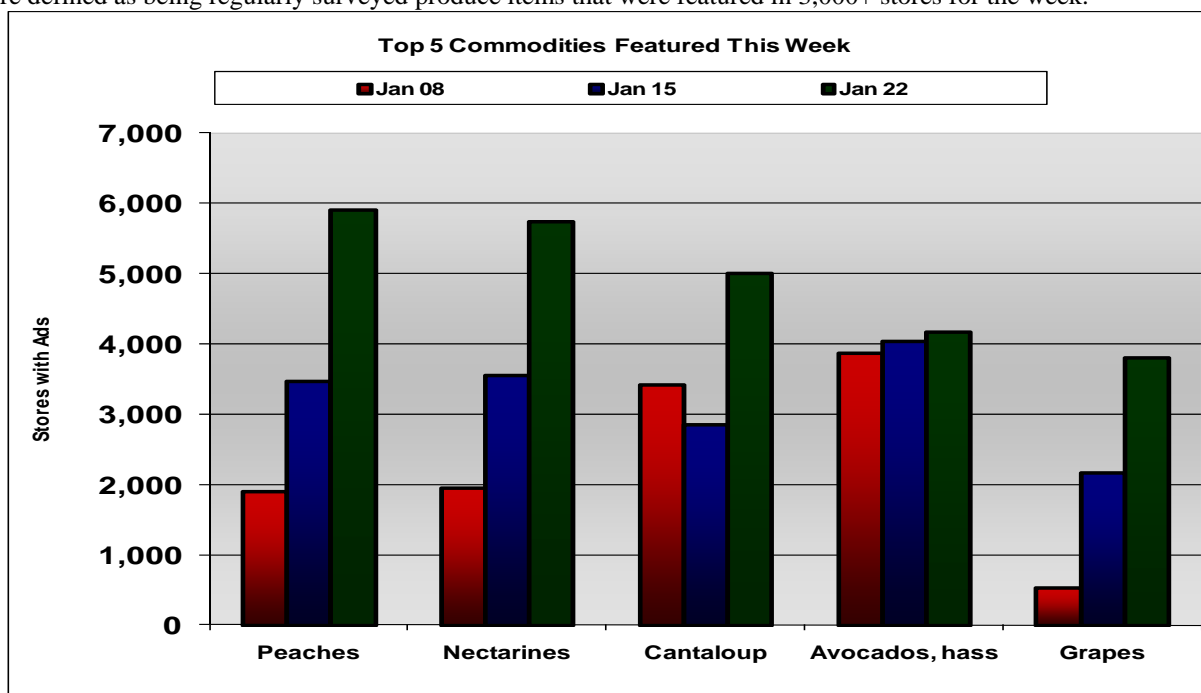
Summer in Winter!

Imported summer fruits lead the way this week along with heavy features of citrus products. Peaches and nectarines made a big comeback into stores as south American imports start to arrive in heavy numbers. Many stores also had special citrus sections with pummelos, grapefruit, minneola tangelos and multiple sizes of navel oranges all featured together. Navel oranges, combining both by the pound and each, were the highest fruit item of the week beating out even russet potatoes in 10 lb, 5 lb and per pound combined.

Peaches, nectarines, cantaloupe, avocados, and grapes were the top five fruit and the top five overall. Baby carrots, russet potatoes, grape tomatoes, mushrooms and zucchini squash were the top five vegetable items. The top five fruit items accounted for 46% of all fruit ads this week, up 3% from the previous week, while the top five vegetable ads accounted for 36% of all vegetable ads with no real change in overall number from the previous week. Overall produce ads this week were up over 1% from the previous week.

The major ad items in the **fruit** category this week higher in price than last year included peaches (23%), grapes (23%), nectarines (17%), and oranges (6%). Avocados were the lowest compared to last year at 26% lower, with cantaloupe (15%), red delicious apples (14%) and mangoes (5%) all trending lower.

Of the **vegetable** items heavily advertised this week, only mushrooms (1%) and zucchini squash (16%) were higher than last year. Russet potatoes (21%), grape tomatoes (13%) and baby carrots (8%) were all lower than the price last year. As used here, major ad items are defined as being regularly surveyed produce items that were featured in 3,000+ stores for the week.

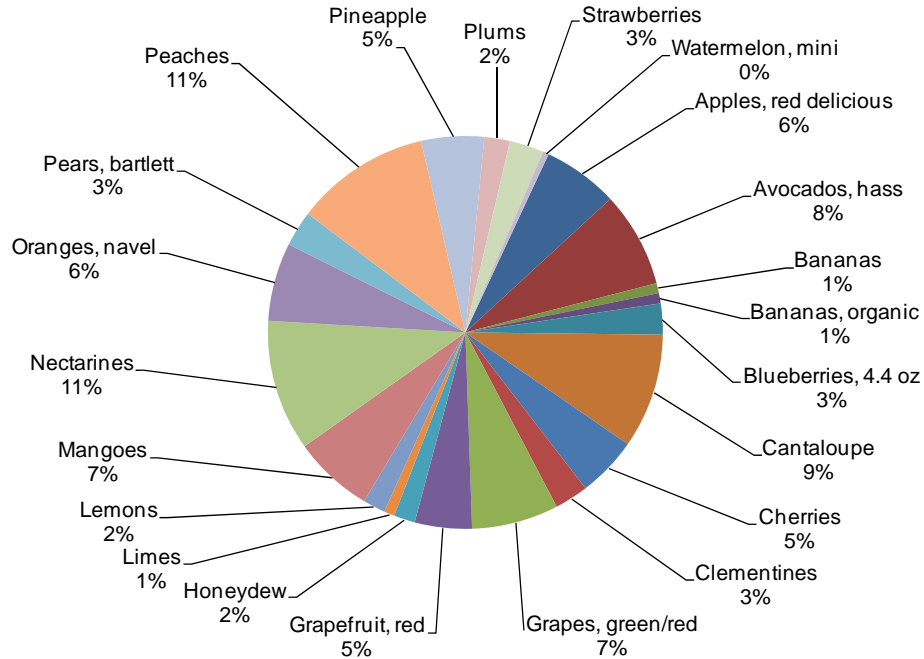


1 - Fruit and Vegetable Market News surveys more than 200 retailers, comprising roughly 17,000 individual stores, with online weekly advertised features.

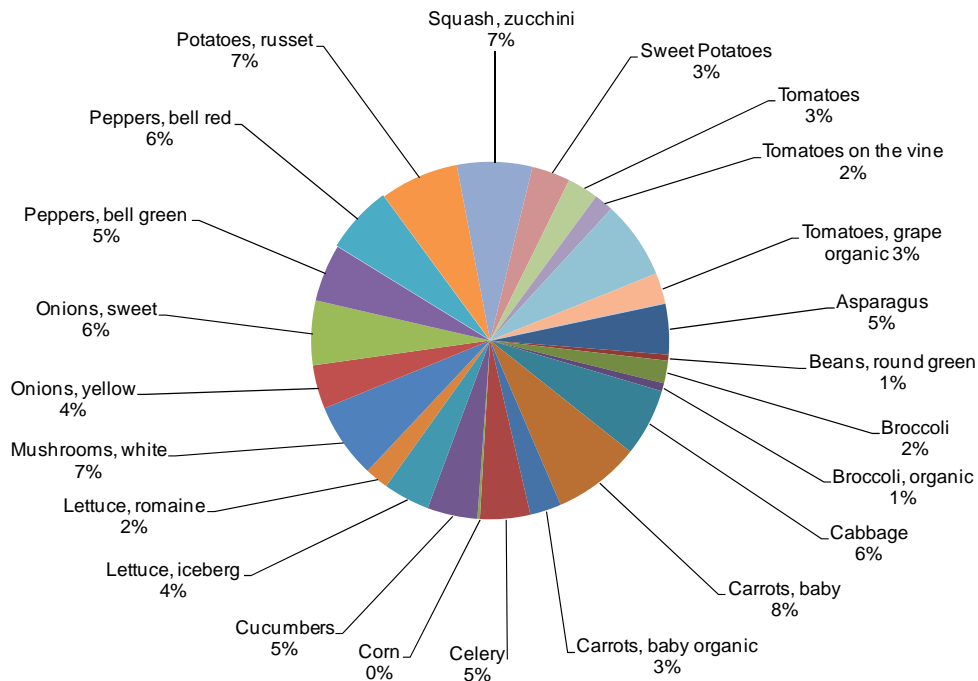
2 – Date range reflects one week of data collection ending on the report release date and encompasses ad pricing good from the Saturday before the report release date through the following Thursday.



Fruits as Percentage of Total Fruit Ads January 22, 2010



Vegetables as Percentage of Total Vegetable Ads January 22, 2010





NATIONAL SUMMARY

FRUIT	THIS WEEK		LAST WEEK		LAST YEAR		VEGETABLE	THIS WEEK		LAST WEEK		LAST YEAR	
	Stores with Ads	Wtd Avg Prices	Stores with Ads	Wtd Avg Prices	Stores with Ads	Wtd Avg Prices		Stores with Ads	Wtd Avg Prices	Stores with Ads	Wtd Avg Prices	Stores with Ads	Wtd Avg Prices
Apples, red delicious	3,308	1.02	4,043	1.13	1,458	1.19	Asparagus	2,106	2.50	4,297	2.74	1,364	2.45
Avocados, hass each	4,174	0.97	6,375	0.96	4,790	1.31	Beans, round green	248	1.29	560	1.47	1,845	1.32
Bananas	438	0.41	567	0.32	2,153	0.52	Broccoli per bunch	938	1.50	2,204	1.52	760	1.75
Bananas, organic	449	0.83	214	0.67	74	0.85	Broccoli, organic per bunch	332	2.18	319	2.14	333	2.45
Blueberries 4.4 oz	1,360	2.91	601	2.65	1,040	2.28	Cabbage	2,798	0.49	2,665	0.44	1,658	0.46
Cantaloup each	5,019	2.02	2,855	2.20	3,669	2.37	Carrots, baby 1 lb bag	3,606	1.15	3,692	1.26	3,781	1.25
Cherries	2,645	3.61	4,696	4.04	2,238	3.52	Carrots, baby organic 1 lb bag	1,299	1.64	674	1.98	2,326	1.88
Clementines 5lb pkg	1,472	5.89	3,355	5.25	2,774	5.73	Celery each	2,068	1.50	1,865	1.15	1,007	1.40
Grapes, green/red	3,809	2.11	2,177	2.69	9,182	1.71	Corn each	106	0.46	171	0.37	1,107	0.41
Grapefruit, red each	2,501	0.74	3,111	0.73	2,557	0.77	Cucumbers each	2,071	0.59	3,407	0.62	2,232	0.65
Honeydew each	926	2.73	175	3.77			Lettuce, iceberg each	1,923	0.96	1,944	0.91	1,504	1.13
Limes each	459	0.30	1,453	0.38	1,163	0.34	Lettuce, romaine each	981	1.09	312	1.00	850	1.12
Lemons each	983	0.53	1,687	0.72	1,164	0.49	Mushrooms, white 8 oz pkg	3,120	1.65	3,881	1.72	1,815	1.63
Mangoes each	3,510	1.06	3,156	1.00	1,261	1.11	Onions, yellow 3 lb bag	1,813	1.50	2,434	1.63	2,417	1.82
Nectarines, yellow flesh	5,744	2.17	3,563	2.24	6,530	1.86	Onions, sweet yellow	2,672	0.97	2,967	1.10	1,521	1.20
Oranges, navel each	3,426	0.73	2,649	0.68	2,886	0.69	Peppers, bell green each	1,625	0.75	2,223	0.70	2,534	0.74
Pears, bartlett	1,561	1.21	1,598	1.22	804	1.04	Peppers, bell green	750	1.54	932	1.43	2,007	1.42
Peaches, yellow flesh	5,910	2.17	3,470	2.25	7,384	1.77	Peppers, bell red each	1,668	1.13	979	1.29	1,925	1.39
Pineapple each	2,752	3.24	1,254	3.28	1,933	3.13	Peppers, bell red	1,142	2.62	1,384	1.99	1,794	2.09
Plums	1,117	2.33	519	2.73	2,586	1.86	Potatoes, russet 5 lb bag	3,245	1.95	2,469	1.90	1,366	2.46
Strawberries 1 lb pkg	1,513	2.85	3,748	2.91	3,544	2.80	Squash, zucchini	3,113	1.34	1,733	1.24	2,893	1.15
Strawberries, organic 1 lb pkg			76	3.50	251	4.49	Sweet potatoes	1,590	0.71	826	0.80	932	0.93
Watermelon, miniature each	251	2.73	410	3.28	1,557	3.21	Tomatoes	1,288	1.79	841	1.92	2,047	1.34
Watermelon, seedless each			163	3.99			Tomatoes, organic					8	2.99
							Tomatoes on the vine	790	2.51	2,996	2.44	2,733	1.79
							Tomatoes, grape 1 pint	3,235	2.01	2,275	2.12	2,029	2.32
							Tomatoes, grape organic 1 pint	1,278	3.02	859	3.01	2,106	2.91

Selected Seasonal and Other Weekly Items

ITEM	THIS WEEK		LAST WEEK		ITEM	THIS WEEK		LAST WEEK	
	Stores with Ads	Wtd Avg Prices	Stores with Ads	Wtd Avg Prices		Stores with Ads	Wtd Avg Prices	Stores with Ads	Wtd Avg Prices
Blueberries 6 oz	3,535	2.33	2,528	3.08	Round Red Potatoes 5 lb bag	1,898	2.49	2,147	2.55
Blackberries 6 oz	1,976	2.50	1,845	2.56	Navel Oranges per lb	4,520	0.88	4,195	0.82
Carrots, baby 2 lb bag	1,020	2.04	908	2.63	D'Anjou Pears per lb	5,136	1.10	3,953	1.14
Russet Potatoes per lb	1,720	0.48	731	0.67	Gala Apples per lb	1,788	1.29	1,217	1.19
Russet Potatoes 10 lb bag	1,640	2.93	1,061	2.23	Raspberries 6 oz			250	2.99

Wtd Avg = Simple weighted average
 Prices are in dollars per pound unless otherwise stated.



Fruit and Vegetable Retail Report VOL. IV – No. 03

Page 4

Week of Friday, January 22, 2010

Region	NORTHEAST U.S.			SOUTHEAST U.S.			MIDWEST U.S.		
States	(CT,DE,MA,MD,ME,NH,NJ,NY,PA,RI,VT)			(AL,FL,GA,MS,NC,SC,TN,VA,WV)			(IA,IL,IN,KY,M,MI,ND,NE,OH,SD,WI)		
Fruit	Price Range	Stores with Ads	Wtd. Avg	Price Range	Stores with Ads	Wtd. Avg	Price Range	Stores with Ads	Wtd. Avg
Apples, red delicious	0.79 - 1.59	696	1.24	0.89 - 1.29	666	1.04	0.98 - 0.99	290	0.99
Avocados, hass	0.89 - 1.25 each	1,216	1.00	0.79 - 1.50 each	313	1.16	0.79 - 1.25 each	510	1.10
Bananas	0.39	38	0.39	0.39	34	0.39	0.39	221	0.39
Bananas, organic	0.78 - 0.89	186	0.87				0.79 - 0.88	247	0.81
Blueberries	2.50 - 2.99 4.4 oz	303	2.65	2.99 4.4 oz	1,057	2.99			
Cantaloup	1.49 - 3.49 each	1,791	2.12	1.38 - 3.00 each	2,144	2.09	1.28 - 2.99 each	427	1.88
Cherries	2.99 - 4.99	395	3.87	2.99 - 4.99	1,180	3.30	3.99 - 4.99	675	4.16
Clementines	4.88 - 6.99 5lb container	501	6.02	4.88 - 6.99 5lb container	627	6.21	4.99 - 5.99 5lb container	86	5.61
Grapes, green/red	1.49 - 3.49	840	2.47	1.29 - 2.99	1,876	1.96	1.28 - 2.99	679	2.07
Grapefruit, red	0.25 - 1.50 each	668	0.92	0.34 - 1.33 each	584	0.81	0.34 each	195	0.34
Honeydew	2.00 - 3.99 each	442	2.98	1.68 - 3.00 each	336	2.74	1.68 each	96	1.68
Limes	0.34 each	268	0.34						
Lemons	0.40 - 0.67 each	457	0.64	0.50 each	34	0.50	0.48 - 0.50 each	274	0.50
Mangoes	0.88 - 1.66 each	988	1.27	0.79 - 1.50 each	414	1.22	0.99 - 1.00 each	367	1.00
Nectarines	1.29 - 2.50	1,876	2.11	1.48 2.50	1,630	2.30	1.98 - 2.99	975	2.25
Oranges, navel	0.16 - 1.25 each	1,707	0.84	0.34 - 1.25 each	935	0.75	0.33 - 0.99 each	236	0.85
Pears, bartlett	0.98 - 1.59	464	1.35	1.29 - 1.59	188	1.32	0.99	80	0.99
Peaches	1.29 - 2.50	1,846	2.10	1.48 - 2.50	1,728	2.28	1.98 - 2.99	975	2.25
Pineapple	1.99 - 3.99 each	694	3.17	1.99 - 3.99 each	1,098	3.83	1.97 - 2.99 each	389	2.59
Plums	1.29 - 2.99	512	2.08	2.99	17	2.99	2.49 - 2.99	262	2.58
Strawberries	3.49 16 oz pkg	135	3.49	2.50 - 3.50 16 oz pkg	395	2.78	2.99 - 3.99 16 oz pkg	177	3.34
Strawberries, organic									
Watermelon, miniature							2.50 each	124	2.50
Watermelon, seedless									

Wtd Avg = Simple weighted average

Prices are in dollars per pound unless otherwise stated.



Region	SOUTH CENTRAL U.S.				SOUTHWEST U.S.			NORTHWEST U.S.		
States	(AR, CO, KS, LA, MO, NM, OK, TX)				(AZ, CA, NV, UT)			(ID, MT, OR, WA, WY)		
Fruit	Price Range	Stores with Ads	Wtd. Avg	Price Range	Stores with Ads	Wtd. Avg	Price Range	Stores with Ads	Wtd. Avg	
Apples, red delicious	0.99 - 1.33	195	1.03	0.50 - 1.00	1,329	0.91	0.99 - 1.00	132	0.99	
Avocados, hass	0.25 - 1.25 each	893	0.87	0.49 - 1.00 each	1,078	0.85	0.58 - 2.00 each	164	1.25	
Bananas	0.39	3	0.39	0.25 - 0.59	115	0.45	0.39	27	0.39	
Bananas, organic				0.69 - 0.87	16	0.79				
Blueberries										
Cantaloup	1.00 - 2.50 each	650	1.61	2.50 each	7	2.50				
Cherries	3.99 - 4.99	77	4.94	2.99	318	2.99				
Clementines	5.88 - 5.99 5lb container	126	5.96	3.97 5lb container	132	3.97				
Grapes, green/red	1.49 - 2.99	208	2.17	1.49 - 2.99	206	2.03				
Grapefruit, red	0.33 - 1.00 each	213	0.52	0.33 - 0.99 each	466	0.77	0.20 - 1.25 each	375	0.60	
Honeydew	2.50 each	52	2.50							
Limes	0.10 each	49	0.10	0.20 each	21	0.20	0.17 - 0.50 each	121	0.29	
Lemons	0.17 each	49	0.17	0.34 each	21	0.34	0.20 - 0.59 each	148	0.42	
Mangoes	0.50 - 1.00 each	464	0.80	0.33 - 1.50 each	1,009	0.92	0.99 - 1.50 each	268	1.02	
Nectarines	1.98 - 2.99	372	2.12	0.97 - 2.99	668	1.84	1.48 - 2.49	223	2.39	
Oranges, navel	0.25 - 0.39 each	491	0.32	0.17 each	10	0.17	0.10 - 0.39 each	47	0.34	
Pears, bartlett	0.99	18	0.99	0.99 - 1.50	629	1.17	0.99	182	0.99	
Peaches	1.25 - 2.99	543	1.91	0.97 - 2.99	538	2.08	1.99 - 2.49	280	2.35	
Pineapple	1.97 - 2.99 each	410	2.48	2.50 - 3.99 each	155	3.00	3.99 each	6	3.99	
Plums	1.98 - 2.99	108	2.45	2.69 - 2.97	16	2.85	2.49	202	2.49	
Strawberries	2.98 - 3.99 16 oz pkg	431	3.23	1.99 16 oz pkg	247	1.99	1.99 - 2.50 16 oz pkg	128	2.04	
Strawberries, organic										
Watermelon, miniature	2.99 each	118	2.99	2.50 each	9	2.50				
Watermelon, seedless										

Wtd Avg = Simple weighted average

Prices are in dollars per pound unless otherwise stated.



Region	NORTHEAST U.S.			SOUTHEAST U.S.			MIDWEST U.S.		
States	(CT,DE,MA,MD,ME,NH,NJ,NY,PA,RI,VT)			(AL,FL,GA,MS,NC,SC,TN,VA,WV)			(IA,IL,IN,KY,M,MI,ND,NE,OH,SD,WI)		
Vegetable	Price Range	Stores with Ads	Wtd. Avg	Price Range	Stores with Ads	Wtd. Avg	Price Range	Stores with Ads	Wtd. Avg
Asparagus	1.98 - 3.49	398	2.71	2.48 - 3.99	541	3.01	1.99 - 3.69	333	2.48
Beans, round green							1.29	248	1.29
Broccoli	0.88 - 2.00 per bunch	420	1.35	0.99 - 2.00 per bunch	311	1.64	1.67 per bunch	151	1.67
Broccoli, organic	2.49 per bunch	133	2.49	2.99 per bunch	23	2.99	0.99 per bunch	27	0.99
Cabbage	0.48 - 0.59	840	0.56	0.29 - 0.59	529	0.49	0.48 - 0.49	379	0.49
Carrots, baby	0.99 - 1.50 1 lb bag	851	1.30	0.99 - 1.50 1 lb bag	441	1.28	1.00 - 1.50 1 lb bag	312	1.28
Carrots, baby organic	1.29 - 2.00 1lb bag	804	1.76	1.99 1lb bag	2	1.99	1.00 1lb bag	96	1.00
Celery	0.99 - 2.00 each	751	1.57	0.99 - 2.00 each	936	1.45	1.00 - 1.89 each	249	1.54
Corn							0.66 each	20	0.66
Cucumbers	0.33 - 0.67 each	306	0.65	0.49 - 0.75 each	793	0.53	0.79 - 0.88 each	124	0.86
Lettuce, iceberg	0.98 - 1.50 each	321	1.01	0.69 - 1.58 each	549	1.02	0.99 - 1.00 each	140	0.99
Lettuce, romaine	0.99 each	272	0.99	1.69 each	108	1.69	1.00 - 1.49 each	124	1.38
Mushrooms, white	0.98 - 2.00 8 oz pkg	1,116	1.73	1.00 - 2.00 8 oz pkg	802	1.53	1.00 - 1.67 8 oz pkg	296	1.12
Onions, yellow	0.79 - 2.29 3 lb bag	392	1.17	1.00 - 2.29 3 lb bag	738	1.66	1.00 - 1.99 3 lb bag	249	1.81
Onions, sweet yellow	0.99 - 1.69	573	1.50	0.78 - 0.99	695	0.93	0.79 - 0.99	154	0.93
Peppers, bell green	0.65 each	153	0.65	0.99 each	23	0.99	0.50 - 0.99 each	488	0.80
Peppers, bell green	0.98 - 1.89	603	1.56	1.28 - 1.69	129	1.49			
Peppers, bell red	1.50 each	42	1.50	2.00 each	108	2.00			
Peppers, bell red	1.99 - 3.99	988	2.67	2.49 - 2.99	12	2.57	1.89 - 3.49	128	2.29
Potatoes, russet	0.98 - 2.99 5 lb bag	907	2.02	1.99 - 2.99 5 lb bag	1,109	2.01	0.99 - 2.50 5 lb bag	311	1.73
Squash, zucchini	0.98 - 1.59	920	1.42	0.98 - 1.59	1,317	1.46	0.98 - 1.49	338	1.26
Sweet potatoes	0.79 - 1.00	816	0.93	0.39 - 0.89	619	0.47			
Tomatoes	2.99	260	2.99	0.99 - 1.99	110	1.97	1.88 - 1.89	215	1.89
Tomatoes, organic									
Tomatoes on the vine	2.28 - 2.99	353	2.78	1.68 - 1.99	107	1.83			
Tomatoes, grape	0.99 - 2.50 1 pint	1,021	1.67	0.99 - 2.99 1 pint	1,529	2.10	1.50 - 2.99 1 pint	319	2.45
Tomatoes, grape organic	2.50 - 3.49 1 pint	813	3.02	2.50 - 3.99 1 pint	141	2.78	3.29 1 pint	248	3.29

Wtd Avg = Simple weighted average
 Prices are in dollars per pound unless otherwise stated.



Region	SOUTH CENTRAL U.S.			SOUTHWEST U.S.			NORTHWEST U.S.		
States	(AR,CO,KS,LA,MO,NM,OK,TX)			(AZ,CA,NV,UT)			(ID,MT,OR,WA,WY)		
Vegetable	Price Range	Stores with Ads	Wtd. Avg	Price Range	Stores with Ads	Wtd. Avg	Price Range	Stores with Ads	Wtd. Avg
Asparagus	1.49 - 2.99	322	2.12	1.50 - 2.99	466	1.97	2.98 - 2.99	46	2.99
Beans, round green									
Broccoli	1.19 - 1.67 per bunch	56	1.35						
Broccoli, organic				1.99 per bunch	149	1.99			
Cabbage	0.33 - 0.50	261	0.39	0.20 - 0.50	414	0.29	0.49 - 0.69	375	0.60
Carrots, baby	1.00 - 1.50 1 lb bag	557	1.19	0.79 - 1.50 1 lb bag	1,099	1.00	0.79 - 1.50 1 lb bag	346	0.95
Carrots, baby organic	1.50 1 lb bag	79	1.50	1.50 - 1.59 1lb bag	277	1.55	1.59 1lb bag	41	1.59
Celery	1.00 - 1.29 each	81	1.19				1.48 - 1.50 each	51	1.49
Corn	0.34 - 0.50 each	86	0.41						
Cucumbers	0.33 - 0.69 each	410	0.52	0.50 - 0.79 each	438	0.65			
Lettuce, iceberg	0.88 - 1.00 each	139	0.99	0.33 - 0.99 each	510	0.87	0.58 - 0.99 each	264	0.92
Lettuce, romaine	0.77 - 0.98 each	123	0.93	0.50 - 1.00 each	198	0.91	0.89 - 1.00 each	156	0.97
Mushrooms, white	1.00 - 2.50 8 oz pkg	192	1.77	1.50 - 1.99 8 oz pkg	338	1.82	1.00 - 2.00 8 oz pkg	376	1.92
Onions, yellow	0.97 - 1.79 3 lb bag	228	1.40	0.97 - 1.50 3 lb bag	195	1.30	1.50 3 lb bag	11	1.50
Onions, sweet yellow	0.50 - 0.99	269	0.84	0.13 - 1.00	497	0.54	0.69 - 0.99	484	0.91
Peppers, bell green	0.33 - 0.50 each	202	0.43	0.33 - 0.79 each	259	0.72	0.50 - 0.99 each	500	0.86
Peppers, bell green				0.99 - 1.17	18	1.08			
Peppers, bell red	0.50 - 1.50 each	184	0.86	0.99 - 1.25 each	951	1.08	0.99 - 1.25 each	383	1.12
Peppers, bell red				1.99	7	1.99	1.98	7	1.98
Potatoes, russet	0.77 - 3.19 5 lb bag	499	2.66	0.50 - 1.50 5 lb bag	368	0.97	0.77 5 lb bag	51	0.77
Squash, zucchini	0.69 - 1.00	214	0.89	0.99	318	0.99	0.99	6	0.99
Sweet potatoes	0.39	52	0.39	0.33 - 1.00	103	0.52			
Tomatoes	0.69 - 1.69	231	1.21	0.50 - 1.99	429	1.28	1.48 - 3.99	43	1.95
Tomatoes, organic									
Tomatoes on the vine				2.49	309	2.49	1.59	21	1.59
Tomatoes, grape	1.50 - 2.99 1 pint	233	2.48	1.50 1 pint	11	1.50	1.67 - 2.00 1 pint	122	1.69
Tomatoes, grape organic							2.50 1 pint	76	

Wtd Avg = Simple weighted average
 Prices are in dollars per pound unless otherwise stated.



Weekly Snapshot of Organic Retail Features

This supplemental report is a list of other organic items found in the retail ads of those stores surveyed as part of the National Fruit and Vegetable Report. The prices shown are the range of prices encountered and are not weighted average prices. Descriptions of the items are largely as shown in the retail ads. Prices are in dollars.

Item	Unit of Sale	Price range
Apples, Braeburn	Per pound	0.99 -1.49
Apples, Cameo	Per pound	0.98 -1.49
Apples, Fuji	Per pound	0.88 -1.99
Apples, Fuji	3 pound bag	2.99
Apples, Gala	Per pound	0.99 -1.99
Apples, Golden Delicious	Per pound	0.99 -1.25
Apples, Granny Smith	Per pound	1.25
Apples, Pink Lady	Per pound	1.99
Apples, Red Delicious	Per pound	0.99 -1.99
Avocados, Hass	Each	0.89 -2.00
Beets, Bunched	Each	1.50
Blackberries	1/2 pint package	3.50
Blueberries	1/2 pint package	3.50
Blueberries	6 ounce package	2.99
Broccoli	Per pound	1.29 -1.59
Broccoli, Baby Hybrid Type	Per bunch	1.99
Cabbage	Per pound	0.99
Carrots	Per bunch	1.69
Celery	Each	1.99 -2.49
Cucumbers	Each	1.50
Grapefruit, Red	Each	0.99 -1.99
Greens, Collard	Each	1.50
Kale, Green	Each	1.50
Kiwifruit	Each	0.33 -0.50
Lemons	Each	0.45 -0.75
Lettuce, Iceberg	Each	0.99 -2.79
Lettuce, Iceberg	Per pound	1.00
Lettuce, Red or Green Leaf	Each	1.49 -1.50
Lettuce, Romaine	Each	1.10 -1.50
Lettuce, Romaine Hearts	12 ounce package	2.99
Lettuce, Romaine Hearts	3 count package	2.99 -3.49
Mangoes	Each	0.99 -2.29
Mushrooms, Whole, White	8 ounce package	2.49 -3.49
Onions, Green	Per bunch	0.59
Onions, Red	Per pound	1.29
Onions, Yellow	Per pound	1.29



Weekly Snapshot of Organic Retail Features

This supplemental report is a list of other organic items found in the retail ads of those stores surveyed as part of the National Fruit and Vegetable Report. The prices shown are the range of prices encountered and are not weighted average prices. Descriptions of the items are largely as shown in the retail ads. Prices are in dollars.

Item	Unit of Sale	Price range
Onions, Yellow	3 pound bag	2.49 -2.99
Oranges, Navel, Cara Cara	Per pound	1.48
Oranges, Navel	Per pound	0.69 -1.49
Oranges, Navel	4 pound bag	3.99
Oranges, Navel	Each	0.50 -1.25
Pears, Bosc	Per pound	1.49
Pears, D'Anjou	Per pound	0.99 -1.79
Pineapples	Per pound	1.49
Pineapples	Each	3.99
Potatoes, Fingerling	1.5 pound bag	2.50 -2.99
Potatoes, Round Red	Per pound	1.29
Potatoes, Round Red	3 pound bag	1.98
Potatoes, Round Red	5 pound bag	2.99 -3.29
Potatoes, Russet	Per pound	0.79 -0.89
Potatoes, Russet	5 pound bag	1.69 -2.99
Potatoes, Yellow Type	Per pound	0.57 -1.29
Salad, Mixed Types	5-9 ounce package	2.50 -3.50
Spinach	Per pound	1.49
Squash, Zucchini	Per pound	1.99
Sweet Potatoes	Per pound	0.99 -1.79
Tomatoes, Plum Type	Per pound	1.99
Tomatoes, Vine Ripes	Per pound	3.99