



Agricultural Marketing Service

Fruit and Vegetable Market News Branch

National Fruit and Vegetable Retail Report

Websites: www.marketnews.usda.gov/portal/fv and <http://www.ams.usda.gov/mnreports/fvwretail.pdf>

Volume IV– Number 04

Issued Weekly

Friday, January 29, 2010

Advertised Prices for Fruits & Vegetables at Major Retail Supermarket Outlets 01/23 to 02/04^{1, 2}

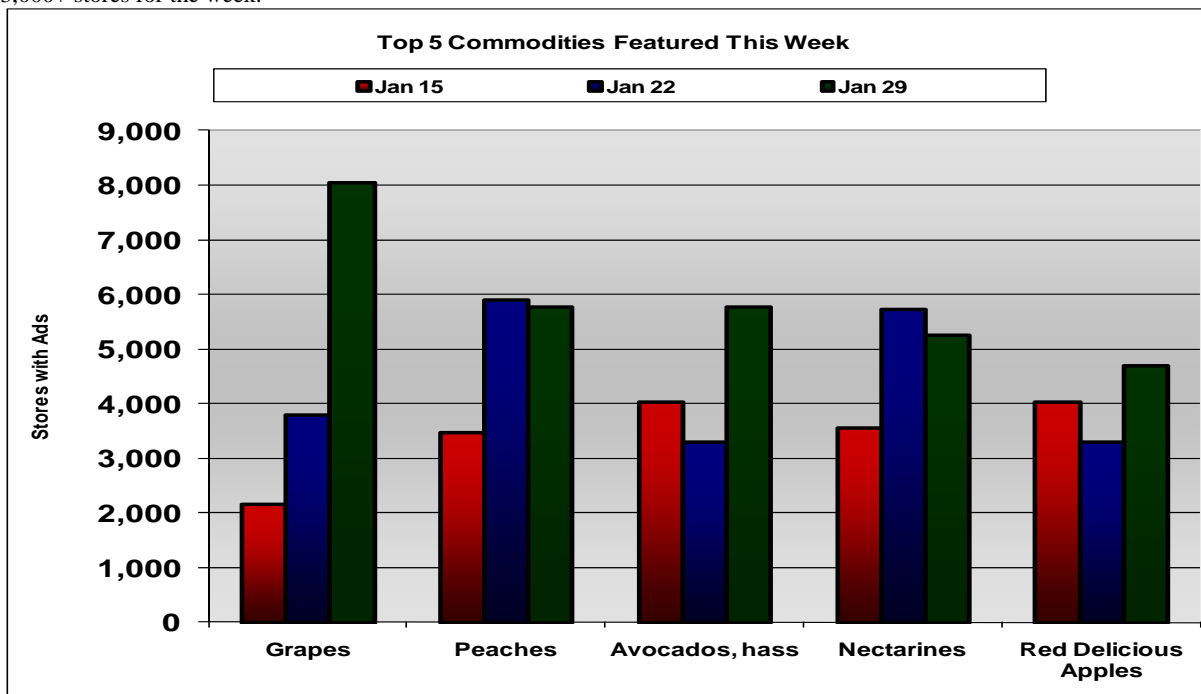
Savings Highlighted

The only focus this week in retail ads was savings. Everything from imported stone fruits and grapes to meat and potatoes were highlighted by various chains across the county. Floral departments highlighted early Valentines Day bouquets and floral decor along with potted spring bulb flowers. Some stores ran early Super Bowl ads also.

Grapes, peaches, nectarines, avocados, and red delicious apples were the top five fruit and the top five overall. Red bell peppers, sweet onions, baby carrots, mushrooms and asparagus were the top five vegetable items. The top five fruit items accounted for 51% of all fruit ads this week. Fruit ads were up 8% from the previous week. The top five vegetable ads accounted for 43% of all vegetable ads. Vegetables ads were down overall 12% from the previous week. Overall produce ads this week were down 1% from the previous week.

The major ad items in the **fruit** category this week higher in price than last year included grapes at 23%, avocados at 18%, peaches at 11%, nectarines at 5% and oranges at 2%. Mangos were the lowest compared to last year at 25% lower, with Clementines (19%), red delicious apples (12%), cantaloup (6%) and grapefruit (5%) all trending lower.

Of the **vegetable** items heavily advertised this week all were lower than the price last year by at least 10%. Mushrooms, sweet onions and baby carrots were 10%, 11% and 13% lower, respectively. As used here, major ad items are defined as being regularly surveyed produce items that were featured in 3,000+ stores for the week.

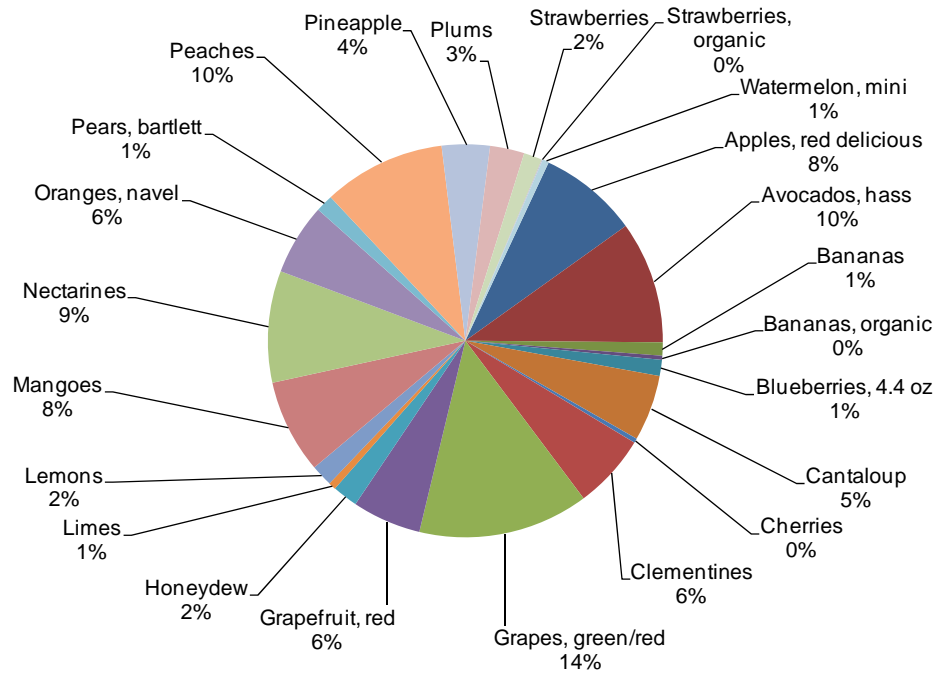


1 - Fruit and Vegetable Market News surveys more than 200 retailers, comprising roughly 17,000 individual stores, with online weekly advertised features.

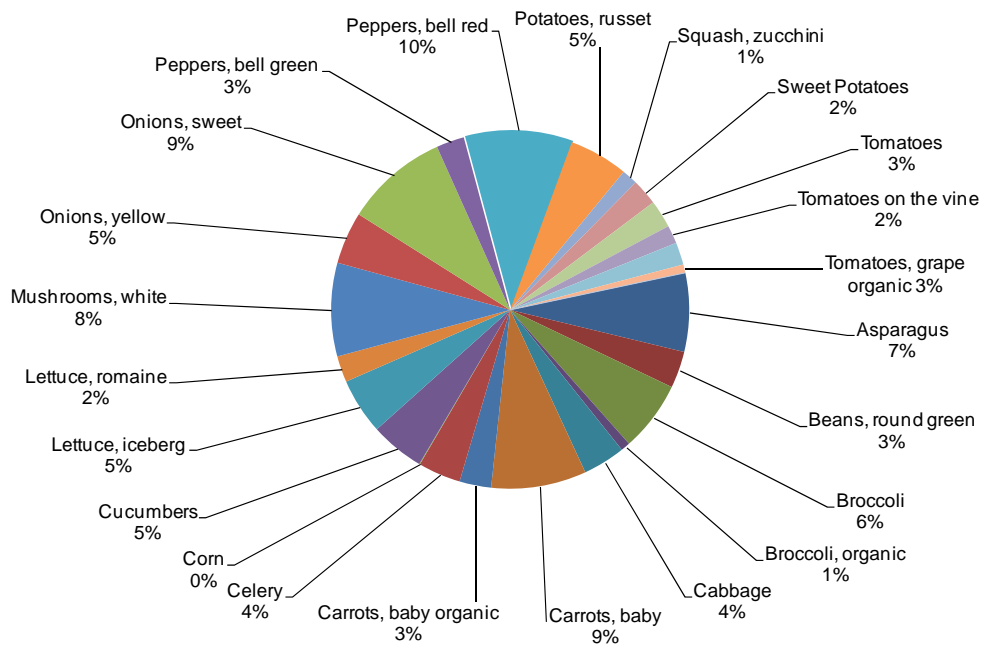
2 – Date range reflects one week of data collection ending on the report release date and encompasses ad pricing good from the Saturday before the report release date through the following Thursday.



**Fruits as Percentage of Total Fruit Ads
January 29, 2010**



**Vegetables as Percentage of Total Vegetable Ads
January 29, 2010**





NATIONAL SUMMARY

FRUIT	THIS WEEK		LAST WEEK		LAST YEAR		VEGETABLE	THIS WEEK		LAST WEEK		LAST YEAR	
	Stores with Ads	Wtd Avg Prices	Stores with Ads	Wtd Avg Prices	Stores with Ads	Wtd Avg Prices		Stores with Ads	Wtd Avg Prices	Stores with Ads	Wtd Avg Prices	Stores with Ads	Wtd Avg Prices
Apples, red delicious	4,696	0.94	3,308	1.02	2,789	1.07	Asparagus	2,880	2.58	2,106	2.50	1,819	2.85
Avocados, hass each	5,775	1.15	4,174	0.97	11,376	0.97	Beans, round green	1,344	1.51	248	1.29	577	1.34
Bananas	623	0.46	438	0.41	323	0.54	Broccoli per bunch	2,577	1.63	938	1.50	793	1.73
Bananas, organic	194	0.94	449	0.83	30	0.69	Broccoli, organic per bunch	341	2.56	332	2.18	299	2.92
Blueberries 4.4 oz	761	2.39	1,360	2.91	408	2.41	Cabbage	1,551	0.43	2,798	0.49	1,242	0.48
Cantaloup each	3,115	2.27	5,019	2.02	2,942	2.42	Carrots, baby 1 lb bag	3,481	1.27	3,606	1.15	6,444	1.41
Cherries	213	2.76	2,645	3.61	288	3.98	Carrots, baby organic 1 lb bag	1,159	1.81	1,299	1.64	2,183	1.56
Clementines 5lb pkg	3,526	5.60	1,472	5.89	1,921	6.92	Celery each	1,562	1.15	2,068	1.50	1,584	1.57
Grapes, green/red	8,060	2.05	3,809	2.11	9,900	1.67	Corn each	25	0.59	106	0.46	388	0.55
Grapefruit, red each	3,262	0.73	2,501	0.74	1,865	0.77	Cucumbers each	1,985	0.78	2,071	0.59	538	0.69
Honeydew each	1,195	2.57	923	2.73	95	3.89	Lettuce, iceberg each	2,052	0.96	1,923	0.96	42	1.33
Limes each	348	0.38	459	0.30	4,829	0.36	Lettuce, romaine each	963	1.05	981	1.09	207	1.01
Lemons each	1,021	0.54	983	0.53	2,980	0.51	Mushrooms, white 8 oz pkg	3,423	1.68	3,120	1.65	3,287	1.92
Mangoes each	4,441	0.99	3,510	1.06	1,169	1.31	Onions, yellow 3 lb bag	1,913	1.50	1,813	1.50	2,326	1.76
Nectarines, yellow flesh	5,272	2.02	5,744	2.17	4,903	1.93	Onions, sweet yellow	3,783	1.09	2,672	0.97	1,268	1.22
Oranges, navel each	3,373	0.68	3,426	0.73	2,493	0.67	Peppers, bell green each	688	0.60	1,625	0.75	192	0.61
Pears, bartlett	818	1.34	1,561	1.21	216	1.19	Peppers, bell green	336	1.36	750	1.54	697	1.57
Peaches, yellow flesh	5,788	2.07	5,910	2.17	4,830	1.86	Peppers, bell red each	2,719	1.36	1,668	1.13	1,206	1.13
Pineapple each	2,271	3.31	2,752	3.24	2,670	3.00	Peppers, bell red	1,243	2.09	1,142	2.62	2,427	2.38
Plums	1,625	2.24	1,117	2.33	2,180	1.96	Potatoes, russet 5 lb bag	2,162	2.13	3,245	1.95	1,812	2.63
Strawberries 1 lb pkg	874	2.94	1,513	2.85	6,448	2.47	Squash, zucchini	576	1.20	3,113	1.34	682	1.37
Strawberries, organic 1 lb pkg	37	4.99			9	3.99	Sweet potatoes	959	0.81	1,590	0.71	290	0.92
Watermelon, miniature each	306	2.27	251	2.73	689	3.34	Tomatoes	1,020	1.85	1,288	1.79	2,058	1.35
Watermelon, seedless each					268	2.59	Tomatoes, organic						
							Tomatoes on the vine	662	2.51	790	2.51	1,810	2.16
							Tomatoes, grape 1 pint	822	2.64	3,235	2.01	5,480	2.14
							Tomatoes, grape organic 1 pint	310	2.94	1,278	3.02	672	2.53

Selected Seasonal and Other Weekly Items

ITEM	THIS WEEK		LAST WEEK		ITEM	THIS WEEK		LAST WEEK	
	Stores with Ads	Wtd Avg Prices	Stores with Ads	Wtd Avg Prices		Stores with Ads	Wtd Avg Prices	Stores with Ads	Wtd Avg Prices
Blueberries 6 oz	2,754	2.52	3,535	2.33	Round Red Potatoes 5 lb bag	1,403	2.39	1,898	2.49
Blackberries 6 oz	1,497	2.66	1,976	2.50	Navel Oranges per lb	3,532	0.79	4,520	0.88
Carrots, baby 2 lb bag	1,903	2.76	1,020	2.04	D'Anjou Pears per lb	7,402	1.09	5,136	1.10
Russet Potatoes per lb	2,284	0.70	1,720	0.48	Gala Apples per lb	1,077	1.42	1,788	1.29
Russet Potatoes 10 lb bag	1,525	1.69	1,640	2.93	Raspberries 6 oz				

Wtd Avg = Simple weighted average
 Prices are in dollars per pound unless otherwise stated.



Fruit and Vegetable Retail Report VOL. IV – No. 04

Page 4

Week of Friday, January 29, 2010

Region	NORTHEAST U.S.			SOUTHEAST U.S.			MIDWEST U.S.		
States	(CT,DE,MA,MD,ME,NH,NJ,NY,PA,RI,VT)			(AL,FL,GA,MS,NC,SC,TN,VA,WV)			(IA,IL,IN,KY,M,MI,ND,NE,OH,SD,WI)		
Fruit	Price Range	Stores with Ads	Wtd. Avg	Price Range	Stores with Ads	Wtd. Avg	Price Range	Stores with Ads	Wtd. Avg
Apples, red delicious	0.77 - 1.59	1,112	1.20	0.69 - 1.49	2,218	0.81	0.69 - 1.49	432	1.18
Avocados, hass	0.99 - 2.00 each	1,381	1.34	0.89 - 2.00 each	754	1.22	0.88 - 1.50 each	790	1.05
Bananas	0.39 - 0.49	101	0.46	0.49 - 0.50	16	0.50	0.39	214	0.39
Bananas, organic	0.99	99	0.99						
Blueberries	2.99 4.4 oz	379	2.99	2.99 - 3.00 4.4 oz	73	3.00			
Cantaloup	0.99 - 2.99 each	829	1.88	1.49 - 3.00 each	1,472	2.51	1.50 - 2.99 each	607	2.32
Cherries				1.98	49	1.98			
Clementines	4.88 - 7.99 5lb container	1,039	5.80	4.88 - 5.99 5lb container	1,892	5.62	4.99 5lb container	253	4.99
Grapes, green/red	0.99 - 2.99	1,810	2.04	0.98 - 2.99	3,335	2.01	1.24 - 2.49	774	1.59
Grapefruit, red	0.40 - 1.50 each	1,544	0.84	0.50 - 1.33 each	725	0.80	0.88 - 1.00 each	131	0.91
Honeydew	2.00 - 3.69 each	175	2.73	2.50 each	988	2.50	3.69 each	32	3.69
Limes	0.34 - 0.50 each	226	0.35	0.34 each	44	0.34			
Lemons	0.33 - 0.67 each	646	0.58	0.34 each	44	0.34	0.88 each	99	0.88
Mangoes	0.88 - 2.00 each	885	1.27	0.88 - 1.00 each	1,297	0.98	0.50 - 1.25 each	694	0.92
Nectarines	0.98 - 2.50	1,412	2.03	1.49 2.98	1,946	2.01	1.99 - 2.99	644	2.28
Oranges, navel	0.25 - 1.00 each	1,683	0.84	0.34 - 1.00 each	624	0.68	0.25 - 0.88 each	685	0.57
Pears, bartlett	0.99 - 1.59	287	1.36	1.29 - 1.88	406	1.44			
Peaches	0.98 - 2.50	1,669	2.12	1.49 - 2.98	2,135	2.02	0.98 - 2.99	544	2.01
Pineapple	1.98 - 3.99 each	457	3.45	2.50 - 3.99 each	667	3.51	2.49 - 3.99 each	621	2.91
Plums	1.99 - 2.99	545	2.23	1.99 - 2.99	791	2.18	2.99	21	2.99
Strawberries	3.99 16 oz pkg	135	3.99	2.49 - 3.99 16 oz pkg	118	2.62	1.99 - 3.99 16 oz pkg	108	2.98
Strawberries, organic									
Watermelon, miniature									
Watermelon, seedless									

Wtd Avg = Simple weighted average

Prices are in dollars per pound unless otherwise stated.



Region	SOUTH CENTRAL U.S.				SOUTHWEST U.S.			NORTHWEST U.S.		
States	(AR, CO, KS, LA, MO, NM, OK, TX)				(AZ, CA, NV, UT)			(ID, MT, OR, WA, WY)		
Fruit	Price Range	Stores with Ads	Wtd. Avg	Price Range	Stores with Ads	Wtd. Avg	Price Range	Stores with Ads	Wtd. Avg	
Apples, red delicious	0.50 - 1.28	414	0.86	0.39 - 1.00	458	0.78	0.79 - 0.88	62	0.82	
Avocados, hass	0.33 - 1.50 each	767	1.22	0.20 - 1.25 each	1,701	0.89	0.75 - 1.99 each	382	1.52	
Bananas				0.50 - 0.69	106	0.57	0.39 - 0.59	186	0.49	
Bananas, organic	0.89	79	0.89	0.69 - 0.99	16	0.86				
Blueberries				1.50 4.4 oz	309	1.50				
Cantaloup	1.50 - 2.00 each	157	1.98	1.50 - 2.00 each	50	1.68				
Cherries				2.99	164	2.99				
Clementines	4.99 - 5.99 5lb container	171	5.68				4.99 5lb container	171	4.99	
Grapes, green/red	0.97 - 2.99	781	2.19	0.97 - 2.69	612	1.82	1.48 - 2.99	748	2.72	
Grapefruit, red	0.17 - 0.50 each	319	0.33	0.25 - 0.50 each	338	0.32	0.33 - 1.00 each	205	0.89	
Honeydew										
Limes							0.50 each	78	0.50	
Lemons	0.20 - 0.25 each	133	0.22	0.39 each	9	0.39	0.50 each	90	0.50	
Mangoes	0.50 - 1.00 each	163	0.94	0.33 - 1.00 each	1,386	0.85	0.88 each	16	0.88	
Nectarines	1.50 - 2.99	617	1.98	0.99 - 2.99	438	2.64	1.99	215	0.10	
Oranges, navel	0.10 - 0.33 each	381	0.18							
Pears, bartlett				0.99	7	0.99	0.98	118	0.98	
Peaches	1.50 - 2.99	565	1.99	0.99 - 2.99	662	2.09	1.99 - 2.49	213	2.46	
Pineapple	2.00 - 2.99 each	104	2.85	2.00 - 3.99 each	267	3.87	1.98 - 3.99 each	155	2.96	
Plums	1.99 - 2.59	226	2.31	2.49	7	2.49	2.98	35	2.98	
Strawberries	2.00 - 3.99 16 oz pkg	451	2.62	3.49 16 oz pkg	21	3.49	3.49 16 oz pkg	41	3.49	
Strawberries, organic	4.99 16 oz pkg	37	4.99							
Watermelon, miniature	1.50 - 2.99 each	253	2.30	2.00 - 2.50 each	53	2.15				
Watermelon, seedless										

Wtd Avg = Simple weighted average

Prices are in dollars per pound unless otherwise stated.



Region	NORTHEAST U.S.			SOUTHEAST U.S.			MIDWEST U.S.		
States	(CT,DE,MA,MD,ME,NH,NJ,NY,PA,RI,VT)			(AL,FL,GA,MS,NC,SC,TN,VA,WV)			(IA,IL,IN,KY,M,MI,ND,NE,OH,SD,WI)		
Vegetable	Price Range	Stores with Ads	Wtd. Avg	Price Range	Stores with Ads	Wtd. Avg	Price Range	Stores with Ads	Wtd. Avg
Asparagus	1.98 - 3.79	776	2.96	1.98 - 3.79	452	2.86	1.99 - 2.99	327	2.69
Beans, round green	1.49	99	1.49	1.49 - 2.00	1,131	1.50			
Broccoli	0.98 - 1.59 per bunch	628	1.36	0.98 - 2.00 per bunch	1,331	1.89	1.50 per bunch	154	1.50
Broccoli, organic	2.49 - 3.49 per bunch	341	2.56						
Cabbage	0.39 - 0.59	711	0.44	0.39 - 0.49	138	0.44	0.28	125	0.28
Carrots, baby	0.99 - 1.66 1 lb bag	1,113	1.32	0.88 - 1.50 1 lb bag	693	1.38	1.00 - 1.88 1 lb bag	771	1.28
Carrots, baby organic	1.50 - 2.50 1lb bag	377	1.80	1.67 - 2.49 1lb bag	25	2.42	1.89 - 1.99 1lb bag	214	1.98
Celery	0.98 - 1.00 each	225	1.00	0.98 - 1.29 each	568	1.23	0.99 - 1.89 each	284	1.37
Corn							0.66 each	20	0.66
Cucumbers	0.67 - 0.79 each	579	0.71	0.50 - 0.79 each	287	0.70	0.69 each	80	0.69
Lettuce, iceberg	0.99 - 1.50 each	352	1.06	0.89 - 1.29 each	162	0.98	0.79 - 1.29 each	360	0.93
Lettuce, romaine	0.88 each	40	0.88	1.28 each	11	1.28	0.99 - 1.49 each	140	1.44
Mushrooms, white	1.00 - 2.00 8 oz pkg	1,161	1.60	0.99 - 2.00 8 oz pkg	640	1.73	0.99 - 2.00 8 oz pkg	1,021	1.61
Onions, yellow	1.50 - 1.99 3 lb bag	291	1.81	0.88 - 1.50 3 lb bag	63	1.21	0.98 - 1.19 3 lb bag	404	1.00
Onions, sweet yellow	0.89 - 1.69	1,002	1.26	0.86 - 1.69	941	1.07	0.88 - 1.50	372	1.00
Peppers, bell green							0.79 each	31	0.79
Peppers, bell green	0.99 - 1.79	136	1.32	1.49 - 1.79	36	1.77	0.88 - 1.39	152	1.29
Peppers, bell red	1.25 - 1.50 each	195	1.30	1.00 - 1.66 each	225	1.36	1.00 - 1.99 each	748	1.49
Peppers, bell red	0.98 - 2.99	930	1.98	2.48 - 2.99	165	2.71	1.49 - 1.99	89	1.92
Potatoes, russet	0.99 - 3.50 5 lb bag	529	2.40	1.50 - 3.50 5 lb bag	816	2.58	0.48 - 2.50 5 lb bag	319	1.51
Squash, zucchini	1.48 - 1.50	284	1.49	1.50	17	1.50	0.77	163	0.77
Sweet potatoes	0.48 - 0.99	436	0.83	0.79 - 0.89	219	0.79	0.69 - 0.89	195	0.72
Tomatoes	1.00 - 2.99	688	2.14	1.59 - 1.88	4	1.74	1.28 - 2.79	159	1.77
Tomatoes, organic									
Tomatoes on the vine	2.29	30	2.29				1.28 - 3.49	408	2.29
Tomatoes, grape	2.50 - 3.00 1 pint	100	2.54	2.50 - 3.00 1 pint	496	2.78	1.97 - 2.50 1 pint	48	2.19
Tomatoes, grape organic	2.99 1 pint	288	2.99	2.99 1 pint	2	2.99			

Wtd Avg = Simple weighted average
 Prices are in dollars per pound unless otherwise stated.



Fruit and Vegetable Retail Report VOL. IV – No. 04

Page 7

Week of Friday, January 29, 2010

Region	SOUTH CENTRAL U.S.			SOUTHWEST U.S.			NORTHWEST U.S.		
States	(AR,CO,KS,LA,MO,NM,OK,TX)			(AZ,CA,NV,UT)			(ID,MT,OR,WA,WY)		
Vegetable	Price Range	Stores with Ads	Wtd. Avg	Price Range	Stores with Ads	Wtd. Avg	Price Range	Stores with Ads	Wtd. Avg
Asparagus	0.97 - 2.99	721	2.27	0.97 - 3.33	218	2.34	1.68 - 3.99	386	2.11
Beans, round green	0.99	38	0.99				1.99	76	1.99
Broccoli	0.99 - 1.50 per bunch	456	1.31	0.99 per bunch	8	0.99			
Broccoli, organic									
Cabbage	0.33 - 0.50	136	0.44	0.33 - 0.50	409	0.45	0.59	32	0.59
Carrots, baby	0.98 - 1.50 1 lb bag	284	1.31	0.99 - 1.28 1 lb bag	476	1.04	0.99 - 1.67 1 lb bag	144	1.08
Carrots, baby organic	1.50 1 lb bag	85	1.50	1.29 - 1.58 1lb bag	31	1.47	1.29 - 2.00 1lb bag	427	1.78
Celery	1.29 each	52	1.29	0.97 - 1.00 each	231	1.00	0.89 each	202	0.89
Corn				0.33 each	5	0.33			
Cucumbers	0.50 - 0.78 each	150	0.59	0.69 - 0.99 each	337	0.97	0.58 - 0.99 each	552	0.84
Lettuce, iceberg	0.67 - 1.19 each	240	0.86	0.33 - 1.49 each	822	0.95	0.98 each	116	0.98
Lettuce, romaine	0.88 - 1.29 each	249	1.13	0.79 - 1.49 each	439	0.92	0.78 - 0.99 each	84	0.92
Mushrooms, white	0.99 - 2.00 8 oz pkg	273	1.84	1.50 8 oz pkg	9	1.50	1.50 - 1.99 8 oz pkg	319	1.93
Onions, yellow	1.00 - 1.99 3 lb bag	383	1.78	1.00 - 1.99 3 lb bag	764	1.54	1.28 3 lb bag	8	1.28
Onions, sweet yellow	0.69 - 1.00	518	0.89	0.39 - 1.29	381	0.98	0.79 - 1.29	569	1.13
Peppers, bell green	0.33 - 0.79 each	359	0.55	0.58 - 0.79 each	102	0.62	0.58 - 0.79 each	196	0.63
Peppers, bell green							1.50	12	1.50
Peppers, bell red	0.77 - 1.50 each	775	1.28	0.77 - 1.28 each	416	1.03	0.99 - 1.99 each	360	1.67
Peppers, bell red	2.49	52	2.49	1.49	7	1.49			
Potatoes, russet	0.99 - 2.99 5 lb bag	255	1.99	1.00 5 lb bag	222	1.00	0.99 5 lb bag	21	0.99
Squash, zucchini	1.00	84	1.00	1.29	7	1.29	1.19	21	1.19
Sweet potatoes	0.78 - 0.99	96	0.87	0.98	13	0.98			
Tomatoes	1.19	18	1.19	0.49 - 1.77	151	0.65			
Tomatoes, organic									
Tomatoes on the vine	2.50	22	2.50				2.99	202	2.99
Tomatoes, grape	2.50 1 pint	79	2.50	2.00 1 pint	10	2.00	2.00 - 2.50 1 pint	89	2.44
Tomatoes, grape organic				2.00 - 2.50 1 pint	20	2.18			

Wtd Avg = Simple weighted average

Prices are in dollars per pound unless otherwise stated.



Weekly Snapshot of Organic Retail Features

This supplemental report is a list of other organic items found in the retail ads of those stores surveyed as part of the National Fruit and Vegetable Report. The prices shown are the range of prices encountered and are not weighted average prices. Descriptions of the items are largely as shown in the retail ads. Prices are in dollars.

Item	Unit of Sale	Price range
Apples, Braeburn	Per pound	0.98 -1.99
Apples, Cameo	Per pound	1.49
Apples, Fortune	Per pound	1.49
Apples, Fuji	Per pound	0.99 -1.99
Apples, Fuji	3 pound bag	2.99
Apples, Gala	Per pound	1.29 -2.00
Apples, Gala	3 pound bag	2.99 -3.49
Apples, Golden Delicious	Per pound	1.48 -1.99
Apples, Granny Smith	Per pound	1.48 -1.88
Apples, Pink Lady/Cripps Pink	Per pound	1.38 -1.79
Apples, Red Delicious	Per pound	0.99 -1.99
Arugula, Baby Type	5 ounce container	2.50
Avocados, Hass	Each	1.00 -1.99
Blueberries	Per pint	2.97
Blueberries	4.4 ounce package	3.99
Blueberries	6 ounce package	2.50 -3.99
Broccoli	Per pound	1.49 -1.68
Broccoli Florets	10 ounce bag	2.50
Cabbage	Per pound	0.99
Carrots	Per pound	0.99
Carrots	2 pound bag	1.50
Carrots	5 pound bag	2.99 -4.99
Carrots, Bunched	Each	1.50 -1.69
Cauliflower	Each	1.99
Celery	Each	1.99 -2.49
Celery Hearts	Each	2.50
Greens, Collard	Per bunch	1.50
Herbs, Assorted Varieties	4 ounce container	2.50
Kale	Per bunch	1.50
Kiwifruit	Each	0.50 -0.58
Lemons	Each	0.75
Lettuce, Iceberg	Per head	1.99 -2.79
Lettuce, Red or Green Leaf	Per bunch	0.99 -1.49
Lettuce, Romaine	Each	1.49
Lettuce, Romaine Hearts	3 count package	2.00 -3.98
Lettuce, Romaine, Baby Type	5 ounce container	2.50



Weekly Snapshot of Organic Retail Features

This supplemental report is a list of other organic items found in the retail ads of those stores surveyed as part of the National Fruit and Vegetable Report. The prices shown are the range of prices encountered and are not weighted average prices. Descriptions of the items are largely as shown in the retail ads. Prices are in dollars.

Item	Unit of Sale	Price range
Mangoes	Each	0.99 -1.69
Mushrooms, Whole, Small Portobella	8 ounce package	2.00
Mushrooms, Whole, White	8 ounce package	2.00 -2.99
Onions, Globe Type, Red	3 pound bag	1.99
Onions, Yellow	Per pound	0.99 -1.99
Onions, Yellow	3 pound bag	1.99 -2.99
Oranges, Navel	Per pound	0.69 -0.99
Oranges, Navel	4 pound bag	3.98 -3.99
Oranges, Navel	Each	1.00 -1.25
Pears, Bartlett	Per pound	1.49
Pears, Bosc	Per pound	1.48
Pears, D'Anjou	Each	0.99
Pears, D'Anjou	Per pound	1.18 -1.99
Peppers, Bell Type, Red	Per pound	2.99 -4.99
Potatoes, Fingerling	1.5 pound bag	2.99 -3.50
Potatoes, Round Red	3 pound bag	1.99
Potatoes, Russet	Per pound	2.99
Potatoes, Russet	5 pound bag	1.99 -3.99
Potatoes, Yellow Type	Per pound	0.99
Salad, Mixed Types	4-9 ounce package	1.98 -4.29
Salad, Mixed Types	16 ounce package	3.69 -5.98
Spinach, Baby Type	4 ounce container	2.50
Spinach, Baby Type	16 ounce package	4.99 -3.69
Squash, Zucchini	Per pound	1.99
Sweet Potatoes	Per pound	1.49 -1.99
Tangelos, Minneola	Per pound	1.29 -1.49
Tomatoes, Heirloom Varieties	Per pound	2.99 -3.99
Tomatoes, Plum Type	Per pound	1.49 -1.99
Tomatoes, Vine Ripes	Per pound	3.99