



Agricultural
Marketing
Service

Fruit and Vegetable Market News Branch

National Fruit and Vegetable Retail Report

Websites: www.marketnews.usda.gov/portal/fv and <http://www.ams.usda.gov/mnreports/fvwretail.pdf>

Volume III – Number 44

Issued Weekly

Friday, November 6, 2009

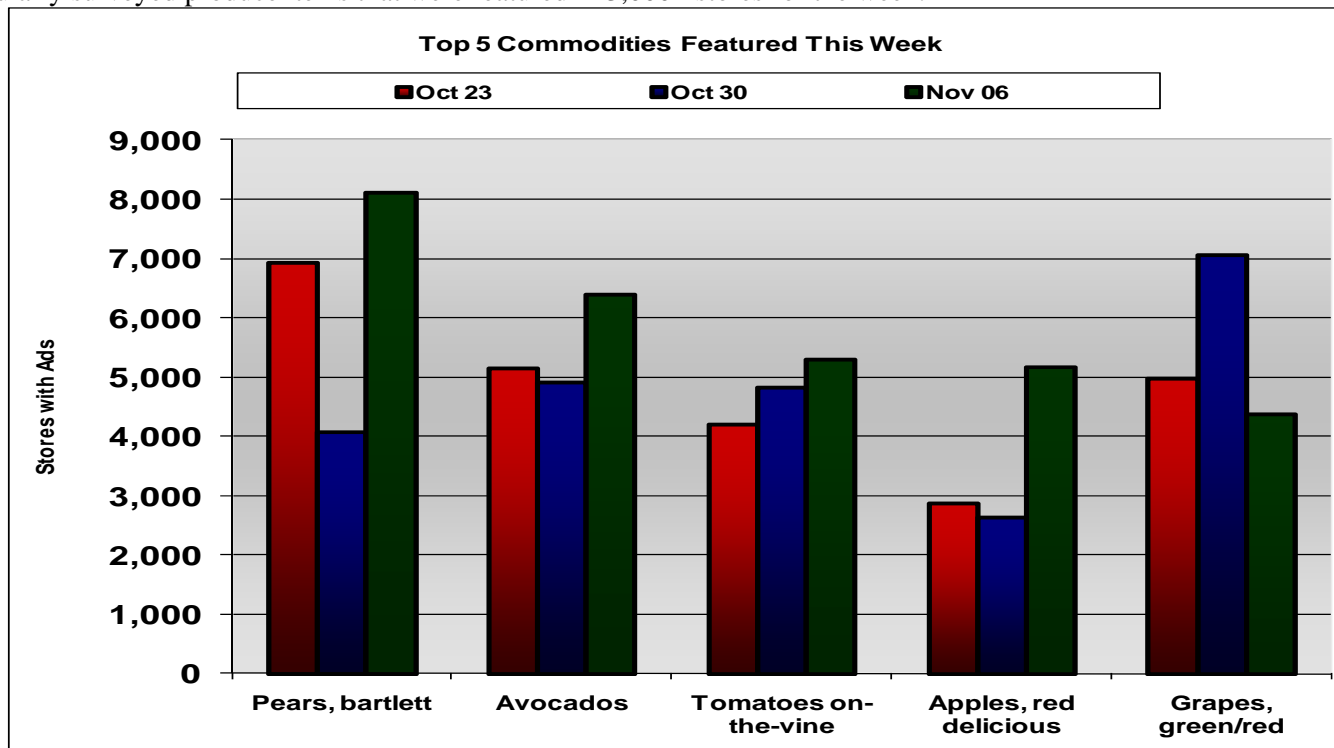
Advertised Prices for Fruits & Vegetables at Major Retail Supermarket Outlets 10/31 to 11/12^{1, 2}

Thanksgiving Holiday Ads Get Rolling!

Retailers went out of their way this week for holiday desserts. Baking supplies, seasonal items and early orders for prepared Thanksgiving dinners were the focus of ads this week. Fresh cranberries and pomegranates were technically within the top five fruit items with other selected seasonal items heavily featured.

Grapes, tomatoes on-the-vine, avocados, red delicious apples and Bartlett pears rounded out the top five overall. Retail ads overall were up 6% from the previous week. Mushrooms, asparagus, grape tomatoes and zucchini squash accounted for the remainder of the vegetable top five while pineapple completed the top five fruit. The top five fruit items accounted for 69% of all fruit ads this week while the top five vegetable ads accounted for 36% of all vegetable ads.

Of the four fruit items that made the list of major ad items this week, Red delicious apples were 21% lower in weighted average price than the same week a year ago. Avocados were 10% lower in price than a year ago, grapes 7% lower and Bartlett pears were down in price by 8%. Of the four vegetables heavily advertised this week, asparagus at \$2.32 per lb was 18% lower in price, mushrooms were only 1% lower, zucchini squash was 11% cheaper and on-the-vine tomatoes were priced 3% lower than a year ago. As defined here, heavily advertised (or major) ad items are defined as being regularly surveyed produce items that were featured in 3,000+ stores for the week.

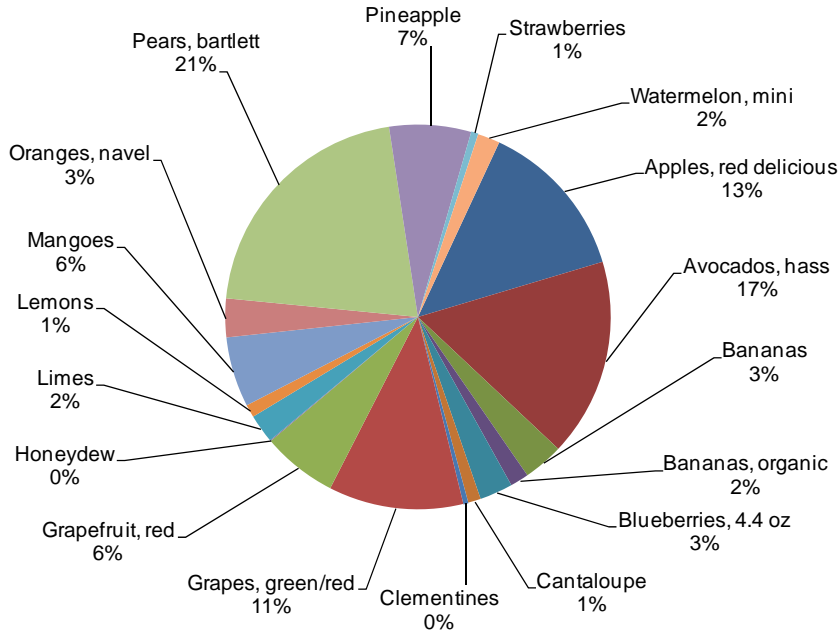


1 - Fruit and Vegetable Market News surveys more than 200 retailers, comprising roughly 17,000 individual stores, with online weekly advertised features.

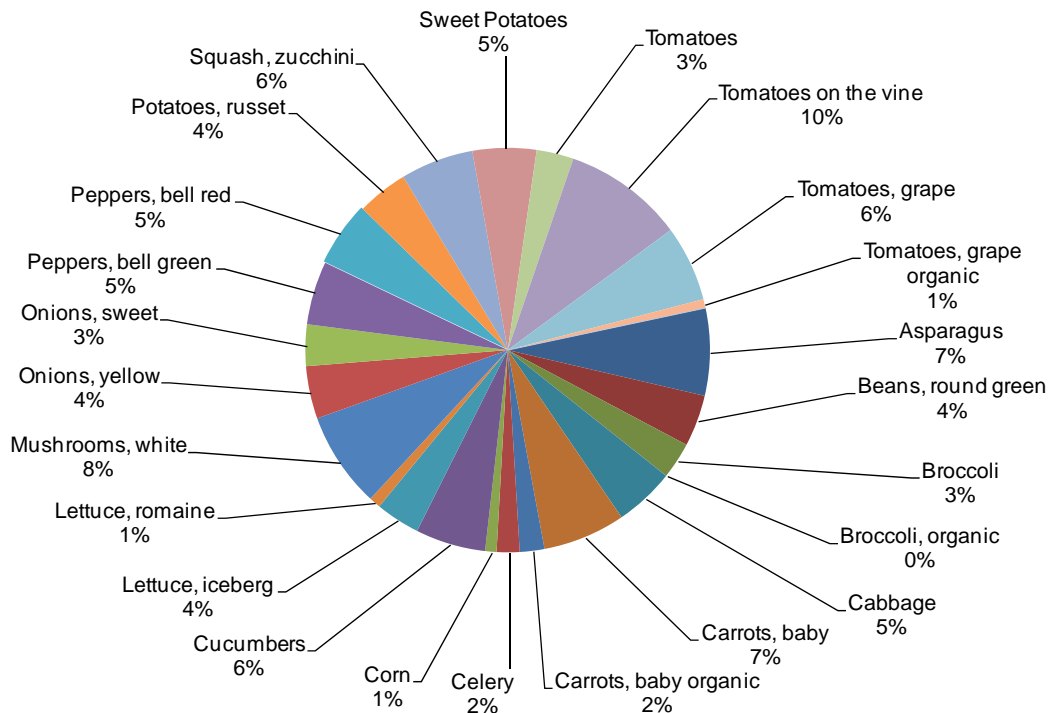
2 - Date range reflects one week of data collection ending on the report release date and encompasses ad pricing good from the Saturday before report release date through the following Thursday.



**Fruits as Percentage of Total Fruit Ads
November 6, 2009**



**Vegetables as Percentage of Total Vegetable Ads
November 6, 2009**





NATIONAL SUMMARY

	THIS WEEK		LAST WEEK		LAST YEAR		VEGETABLE	THIS WEEK		LAST WEEK		LAST YEAR	
	Stores with Ads	Wtd Avg Prices	Stores with Ads	Wtd Avg Prices	Stores with Ads	Wtd Avg Prices		Stores with Ads	Wtd Avg Prices	Stores with Ads	Wtd Avg Prices	Stores with Ads	Wtd Avg Prices
Apples, red delicious	5,186	0.96	2,633	0.91	4,062	1.22	Asparagus	3,835	2.31	6,276	2.16	4,796	2.82
Avocados, hass each	6,411	1.01	8,433	1.09	4,532	1.12	Beans, round green	2,263	1.34	612	1.33	1,765	1.13
Bananas	1,296	0.46	316	0.44	264	0.46	Broccoli per bunch	1,605	1.76	962	1.42	382	1.87
Bananas, organic	604	0.77	151	0.51	453	0.76	Broccoli, organic per bunch	9	1.87	8	1.99	324	2.09
Blueberries 4.4 oz	1,075	2.29	180	2.66	3,297	2.74	Cabbage	2,645	0.42	1,909	0.44	1,066	0.46
Cantaloupe each	410	2.66	2,234	2.07	666	2.50	Carrots, baby 1 lb bag	3,624	1.31	2,810	1.22	3,514	1.39
Cherries					293	4.99	Carrots, baby organic 1 lb bag	1,088	1.57	1,868	1.82	3,093	1.72
Clementines 5lb pkg	164	3.99			794	6.93	Celery each	1,002	1.05	2,102	1.23	1,197	1.31
Grapes, green/red	4,372	1.62	4,988	1.67	8,752	1.75	Corn each	501	0.36	1,473	0.30	371	0.54
Grapefruit, red each	2,445	0.72	2,644	0.83	3,200	0.85	Cucumbers each	3,088	0.55	3,901	0.56	3,303	0.57
Honeydew each	26	3.99	416	3.03	41	3.99	Lettuce, iceberg each	1,946	0.78	171	0.79	1,306	0.84
Limes each	927	0.22	1,690	0.29	911	0.28	Lettuce, romaine each	513	1.11	90	1.00	429	1.02
Lemons each	418	0.26	1,104	0.60	663	0.48	Mushrooms, white 8 oz pkg	4,210	1.60	3,116	1.75	2,516	1.62
Mangoes each	2,265	1.16	3,099	1.16	1,582	1.33	Onions, yellow 3 lb bag	2,315	1.54	1,526	1.84	2,441	1.55
Nectarines, yellow flesh							Onions, sweet yellow	1,824	0.94	3,282	0.96	2,277	1.32
Oranges, navel each	1,251	0.82	383	0.51	1,562	0.58	Peppers, bell green each	1,171	0.79	1,001	0.77	905	0.90
Pears, bartlett	8,117	1.10	4,084	1.17	6,555	1.20	Peppers, bell green	1,611	1.36	1,184	1.49	3,024	1.50
Peaches, yellow flesh							Peppers, bell red each	1,884	1.33	1,331	0.98	1,476	1.32
Pineapple each	2,657	2.80	3,463	2.90	3,062	3.56	Peppers, bell red	972	1.95	972	2.20	1,260	2.65
Plums					20	0.88	Potatoes, russet 5 lb bag	2,246	1.86	2,777	2.21	1,705	2.85
Strawberries 1 lb pkg	234	3.30	661	2.85	1,991	3.31	Squash, zucchini	3,205	1.09	2,639	1.07	4,007	1.23
Strawberries, organic 1 lb pkg			55	3.62			Sweet potatoes	2,801	0.83	3,294	0.82	2,606	0.94
Watermelon, miniature each	720	3.47	743	3.73	194	2.56	Tomatoes	1,636	1.91	686	1.28	1,963	1.77
Watermelon, seedless each			141	4.99			Tomatoes, organic						
							Tomatoes on the vine	5,299	1.81	4,218	1.85	2,260	1.86
							Tomatoes, grape 1 pint	3,330	2.40	1,844	2.23	3,757	2.60
							Tomatoes, grape organic 1 pint	396	2.99	571	3.45	850	3.01

Selected Seasonal and Other Weekly Items

ITEM	THIS WEEK		LAST WEEK		ITEM	THIS WEEK		LAST WEEK	
	Stores with Ads	Wtd Avg Prices	Stores with Ads	Wtd Avg Prices		Stores with Ads	Wtd Avg Prices	Stores with Ads	Wtd Avg Prices
Mums 6-in pot	2,125	9.15	2,326	8.79	Round Red Potatoes 5 lb bag	631	3.16	2,320	2.88
Pomegranates each	4,903	1.84			Navel Oranges per lb	1,315	0.78	221	0.76
Cranberries 12 oz bag	4,424	2.35			D'Anjou Pears per lb	2,849	1.06	4,169	1.26
Russet Potatoes per lb	3,151	0.69	1,765	0.67	Gala Apples per lb	3,117	1.03	3,881	1.09
Russet Potatoes 10 lb bag	1,618	2.30	1,087	2.10	Raspberries 6 oz	1,676	2.56		

Wtd Avg = Simple weighted average
Prices are in dollars per pound unless otherwise stated.



Region	NORTHEAST U.S.			SOUTHEAST U.S.			MIDWEST U.S.		
States	(CT, DE, MA, MD, ME, NH, NJ, NY, PA, RI, VT)			(AL, FL, GA, MS, NC, SC, TN, VA, WV)			(IA, IL, IN, KY, MI, MN, ND, NE, OH, SD, WI)		
Fruit	Price Range	Stores with Ads	Wtd. Avg	Price Range	Stores with Ads	Wtd. Avg	Price Range	Stores with Ads	Wtd. Avg
Apples, red delicious	0.58 - 1.49	2,192	0.99	0.88 - 1.49	1,541	0.99	0.77 - 1.00	386	0.84
Avocados, hass	0.79 - 1.50 each	1,901	1.16	0.99 - 1.69 each	594	1.15	0.77 - 1.29 each	917	1.06
Bananas	0.39 - 0.49	278	0.47	0.39 - 0.50	274	0.42	0.39 - 0.49	364	0.42
Bananas, organic	0.79 - 0.99	285	0.84	0.45	128	0.45	0.88	184	0.88
Blueberries							3.99 4.4 oz	11	3.99
Cantaloupe	2.99 each	161	2.99	2.99 each	118	2.99	2.50 each	33	2.50
Cherries									
Clementines									
Grapes, green/red	0.99 - 2.99	894	1.60	0.99 - 2.49	2,306	1.73	1.18 - 1.99	684	1.49
Grapefruit, red	0.33 - 1.50 each	916	0.80	0.68 - 1.50 each	132	0.93	0.33 - 1.39 each	513	0.97
Honeydew	3.99 each	26	3.99						
Limes	0.12 - 0.34 each	614	0.23	0.08 - 0.34 each	128	0.28			
Lemons	0.20 - 0.50 each	98	0.28				0.25 each	96	0.25
Mangoes	0.78 - 2.00 each	1,125	1.40	0.99 each	131	0.99	0.99 - 1.28 each	206	1.11
Nectarines									
Oranges, navel	0.50 - 1.29 each	584	1.15	0.34 - 0.99 each	259	0.66	0.33 - 0.50 each	123	0.48
Pears, bartlett	0.78 - 1.98	2,750	1.12	0.69 - 1.69	2,125	1.10	0.88 - 1.69	655	1.24
Peaches									
Pineapple	2.49 - 2.99 each	650	2.86	1.99 - 3.99 each	268	2.99	2.49 - 3.99 each	657	3.39
Plums									
Straw berries	2.99 - 3.49 16 oz pkg	211	3.31	3.00 - 3.49 16 oz pkg	23	3.21			
Straw berries, organic									
Watermelon, miniature	3.99 each	260	3.99						
Watermelon, seedless									

Wtd Avg = Simple weighted average

Prices are in dollars per pound unless otherwise stated.



Region	SOUTH CENTRAL U.S.			SOUTHWEST U.S.			NORTHWEST U.S.		
States	(AR,CO,KS,LA,MO,NM,OK,TX)			(AZ,CA,NV,UT)			(ID,MT,OR,WA,WY)		
Fruit	Price Range	Stores with Ads	Wtd. Avg	Price Range	Stores with Ads	Wtd. Avg	Price Range	Stores with Ads	Wtd. Avg
Apples, red delicious	0.68 - 1.29	452	0.91	0.33 - 1.50	336	0.92	0.48 - 1.00	279	0.91
Avocados, hass	0.33 - 1.50 each	1,003	0.97	0.25 - 1.00 each	1,278	0.78	0.50 - 2.00 each	718	0.91
Bananas	0.38 - 0.39	64	0.39	0.50 - 0.80	254	0.56	0.48 - 0.50	62	0.49
Bananas, organic				0.79	7	0.79			
Blueberries	1.77 - 2.99 4.4 oz	248	2.55	1.50 - 3.00 4.4 oz	740	2.01	3.99 4.4 oz	76	3.99
Cantaloupe	1.77 - 1.79 each	98	1.78						
Cherries									
Clementines				3.99 5lb container	164	3.99			
Grapes, green/red	0.99 - 1.99	228	1.56	0.88 - 2.49	219	1.05	0.88 - 2.49	41	1.91
Grapefruit, red	0.20 - 0.99 each	810	0.46	0.20 - 0.69 each	23	0.46	0.33 - 0.69 each	51	0.56
Honeydew									
Limes	0.15 each	22	0.15	0.10 - 0.19 each	155	0.13	0.10 each	8	0.10
Lemons	0.20 - 0.33 each	224	0.26						
Mangoes	0.33 - 1.50 each	51	0.90	0.30 - 1.50 each	752	0.86			
Nectarines									
Oranges, navel	0.33 - 0.59 each	285	0.44						
Pears, bartlett	0.89 - 1.00	768	0.99	0.79 - 1.49	1,434	1.04	0.59 - 1.29	385	1.10
Peaches									
Pineapple	1.00 - 2.99 each	398	2.37	1.77 - 2.99 each	156	2.71	1.19 - 2.99 each	528	2.27
Plums									
Straw berries									
Straw berries, organic									
Watermelon, miniature	3.99 each	236	3.99	1.99 - 2.50 each	224	2.31			
Watermelon, seedless									

Wtd Avg = Simple weighted average
 Prices are in dollars per pound unless otherwise stated.



Fruit and Vegetable Retail Report VOL. III – No. 44

Page 6

Week of Friday, November 6, 2009

Region	NORTHEAST U.S.			SOUTHEAST U.S.			MIDWEST U.S.		
States	(CT,DE,MA,MD,ME,NH,NJ,NY,PA,RI,VT)			(AL,FL,GA,MS,NC,SC,TN,VA,WV)			(IA,IL,IN,KY,MI,MN,ND,NE,OH,SD,WI)		
Vegetable	Price Range	Stores with Ads	Wtd. Avg	Price Range	Stores with Ads	Wtd. Avg	Price Range	Stores with Ads	Wtd. Avg
Asparagus	1.99 - 2.99	782	2.68	1.77 - 2.99	707	2.35	0.99 - 2.99	1,065	2.23
Beans, round green	0.99 - 1.79	459	1.25	0.98 - 1.79	353	1.54	0.97 - 2.99	422	1.37
Broccoli	0.99 - 2.00 per bunch	424	1.10	2.00 per bunch	1,159	2.00			
Broccoli, organic									
Cabbage	0.25 - 0.69	1,143	0.44	0.25 - 0.69	417	0.43	0.33 - 0.49	116	0.36
Carrots, baby	0.99 - 1.50 1 lb bag	960	1.41	0.99 - 1.69 1 lb bag	1,627	1.38	0.99 - 1.50 1 lb bag	568	1.10
Carrots, baby organic	1.50 - 2.00 1lb bag	445	1.69	1.50 - 1.66 1lb bag	12	1.53	1.89 1lb bag	30	1.89
Celery	0.99 - 1.29 each	208	1.21	0.99 - 1.29 each	170	1.12	0.99 - 1.69 each	100	1.13
Corn	0.40 each	66	0.40	0.34 - 0.39 each	322	0.36			
Cucumbers	0.33 - 0.67 each	744	0.63	0.49 - 0.63 each	1,330	0.50	0.66 - 1.00 each	152	0.79
Lettuce, iceberg	0.69 - 1.50 each	284	0.93	0.69 - 1.00 each	1,127	0.70	1.00 each	45	1.00
Lettuce, romaine							1.49 each	31	1.49
Mushrooms, w white	0.99 - 2.00 8 oz pkg	1,035	1.69	0.99 - 2.00 8 oz pkg	1,585	1.55	1.48 - 1.88 8 oz pkg	902	1.60
Onions, yellow	0.88 - 2.49 3 lb bag	517	1.36	0.99 - 2.00 3 lb bag	312	1.77	1.00 - 1.68 3 lb bag	413	1.46
Onions, sw eet yellow	0.79 - 1.29	420	0.93	1.00	296	1.00	0.69 - 0.99	176	0.84
Peppers, bell green	0.63 - 1.00 each	313	0.82	0.63 - 1.00 each	433	0.81	0.50 - 1.00 each	169	0.76
Peppers, bell green	0.98 - 1.79	249	1.67	0.79 - 1.29	1,029	1.28	1.29 - 1.99	333	1.39
Peppers, bell red	1.00 - 1.29 each	195	1.06	1.00 - 1.50 each	176	1.10	1.00 - 2.00 each	754	1.49
Peppers, bell red	0.98 - 2.29	308	1.89	1.00 - 2.99	227	1.80	1.99 - 2.99	183	2.16
Potatoes, russet	1.49 - 2.99 5 lb bag	703	2.21	1.89 - 3.49 5 lb bag	331	2.51	1.00 - 3.33 5 lb bag	765	1.60
Squash, zucchini	0.99 - 1.59	849	1.28	0.99 - 1.29	1,319	1.02	1.00 - 1.49	143	1.39
Sw eet potatoes	0.48 - 0.99	814	0.93	0.58 - 0.99	532	0.59	0.59 - 0.99	374	0.82
Tomatoes	1.49 - 2.99	516	2.67	1.00 - 1.79	597	1.61	1.28 - 2.28	159	1.68
Tomatoes, organic									
Tomatoes on the vine	0.77 - 2.49	839	1.90	0.77 - 2.69	1,354	1.70	1.29 - 2.99	716	1.84
Tomatoes, grape	2.00 - 2.50 1 pint	1,067	2.49	2.00 - 2.50 1 pint	486	2.24	1.50 - 2.50 1 pint	974	2.18
Tomatoes, grape organic	2.99 1 pint	157	2.99	2.99 1 pint	214	2.99			

Wtd Avg = Simple weighted average

Prices are in dollars per pound unless otherwise stated.



Fruit and Vegetable Retail Report VOL. III – No. 44

Page 7

Week of Friday, November 6, 2009

Region	SOUTH CENTRAL U.S.			SOUTHWEST U.S.			NORTHWEST U.S.		
States	(AR,CO,KS,LA,MO,NM,OK,TX)			(AZ,CA,NV,UT)			(ID,MT,OR,WA,WY)		
Vegetable	Price Range	Stores with Ads	Wtd. Avg	Price Range	Stores with Ads	Wtd. Avg	Price Range	Stores with Ads	Wtd. Avg
Asparagus	1.59 - 2.99	327	2.42	1.29 - 2.99	911	2.01	2.49 - 2.50	43	2.49
Beans, round green	0.77 - 1.49	343	1.39	0.77 - 1.59	443	1.34	0.99 - 1.59	243	1.09
Broccoli	1.69 per bunch	22	1.69						
Broccoli, organic				1.87 per bunch	9	1.87			
Cabbage	0.33 - 0.44	249	0.41	0.12 - 0.50	602	0.44	0.19	118	0.19
Carrots, baby	0.99 - 1.50 1 lb bag	353	1.10	1.00 - 1.50 1 lb bag	89	1.04	1.00 1 lb bag	27	1.00
Carrots, baby organic	0.97 - 1.69 1 lb bag	38	1.60	0.97 - 1.50 1 lb bag	563	1.47			
Celery	0.98 - 0.99 each	149	0.99	0.89 - 0.99 each	173	0.97	0.89 each	202	0.89
Corn	0.33 - 0.50 each	12	0.37	0.25 - 0.50 each	101	0.32			
Cucumbers	0.47 - 0.50 each	138	0.50	0.20 - 0.69 each	295	0.48	0.33 - 0.69 each	429	0.56
Lettuce, iceberg	0.99 - 1.29 each	54	1.12	0.47 - 1.49 each	420	0.80	0.99 each	16	0.99
Lettuce, romaine	0.88 - 1.25 each	467	1.08	0.88 - 1.49 each	15	1.16			
Mushrooms, w hite	1.00 - 2.00 8 oz pkg	293	1.76	0.99 - 2.00 8 oz pkg	166	1.22	1.50 - 2.00 8 oz pkg	229	1.69
Onions, yellow	0.98 - 2.00 3 lb bag	364	1.39	1.59 - 1.88 3 lb bag	507	1.77	1.49 3 lb bag	202	1.49
Onions, sw eet yellow	0.29 - 1.00	426	0.94	0.29 - 1.29	296	1.01	0.59 - 1.28	210	0.82
Peppers, bell green	0.47 - 0.69 each	63	0.50	0.47 - 1.00 each	45	0.62	0.33 - 0.99 each	148	0.88
Peppers, bell green									
Peppers, bell red	1.00 - 2.50 each	439	1.40	0.99 - 2.00 each	286	1.14	1.00 - 1.50 each	34	1.26
Peppers, bell red				1.99	254	1.99			
Potatoes, russet	0.99 - 1.89 5 lb bag	201	1.08	0.99 - 2.00 5 lb bag	122	1.25	1.39 - 2.00 5 lb bag	124	1.60
Squash, zucchini	0.99	52	0.99	0.50 - 1.00	769	0.98	0.99 - 1.19	73	1.08
Sw eet potatoes	0.48 - 1.00	330	0.86	0.33 - 0.99	522	0.86	0.89 - 1.29	229	0.92
Tomatoes	0.99 - 1.79	170	1.39	0.50 - 1.99	194	1.45			
Tomatoes, organic									
Tomatoes on the vine	0.77 - 2.99	790	2.11	0.77 - 1.99	1,216	1.72	0.98 - 1.99	384	1.60
Tomatoes, grape	1.99 - 2.00 1 pint	35	1.99	1.99 - 2.99 1 pint	395	2.60	2.49 - 3.00 1 pint	373	2.72
Tomatoes, grape organic	2.99 1 pint	4	2.99				2.99 1 pint	21	

Wtd Avg = Simple weighted average
 Prices are in dollars per pound unless otherwise stated.



Weekly Snapshot of Organic Retail Features

This supplemental report is a list of other organic items found in the retail ads of those stores surveyed as part of the National Fruit and Vegetable Report. The prices shown are the range of prices encountered and are not weighted average prices. Descriptions of the items are largely as shown in the retail ads. Prices are in dollars.

Item	Unit of Sale	Price range
Apples, Braeburn	Per pound	0.99 -1.59
Apples, Cameo	Per pound	1.49 -1.99
Apples, Fuji	Per pound	0.99 -1.48
Apples, Fuji	3 pound bag	3.99
Apples, Gala	Per pound	0.99 -1.99
Apples, Gala	3 count package	2.99
Apples, Gala	4 count package	2.99
Apples, Golden Delicious	Per pound	1.69
Apples, Granny Smith	Per pound	1.69
Apples, Jazz	Per pound	1.49
Apples, Red Delicious	Per pound	1.49 -1.69
Apples, Red Delicious	3 pound bag	3.99 -4.29
Apples, Red Delicious	3 count package	2.69
Avocados, Hass	Each	0.79 -2.00
Avocados, Hass	3 count bag	3.99
Avocados, Extra Large Hass	Each	2.00
Blueberries	4.4-6 ounce package	3.99
Broccoli	Per pound	1.69 -1.99
Broccoli Crowns	Per pound	3.99
Cabbage	Per pound	0.99
Carrots	Per pound	0.78 -1.69
Carrots, Bunched with Tops	Each	1.50 -1.89
Carrots, Whole, Bagged	2 pound bag	1.69 -2.00
Carrots, Whole, Bagged	5 pound bag	4.99
Cauliflower	Each	1.99
Celery	Each	0.99 -1.50
Celery	Per pound	0.99
Celery Hearts	Each	2.50
Celery Hearts	2 count package	1.99 -2.99
Chestnuts	Per pound	4.99
Cranberries	12 ounce package	2.99
Cucumbers	Per pound	0.99
Fennel	Per bunch	2.49
Grapefruit, Red	5 pound bag	3.99
Grapes, Seedless, Red	Per pound	1.99 -2.50
Grapes, Seedless, Red or Green	Per pound	1.99



Weekly Snapshot of Organic Retail Features

This supplemental report is a list of other organic items found in the retail ads of those stores surveyed as part of the National Fruit and Vegetable Report. The prices shown are the range of prices encountered and are not weighted average prices. Descriptions of the items are largely as shown in the retail ads. Prices are in dollars.

Item	Unit of Sale	Price range
Kale	Each	1.98
Kiwifruit	Each	0.75
Leeks	Per pound	1.49
Lemons	Each	0.69
Lettuce, Red or Green Leaf	Each	1.50 -2.99
Lettuce, Iceberg	Each	1.99
Lettuce, Romaine	Each	1.00 -2.50
Lettuce, Romaine Hearts	Each	2.50
Lettuce, Romaine Hearts	3 count package	2.49 -3.50
Lettuce, Romaine Leaves	8-9 ounce package	2.99 -3.99
Lettuce, Romaine, Baby	5 ounce package	2.50 -3.99
Lettuce, Romaine, Baby	11 ounce package	5.99
Lettuce, Romaine, Baby	16 ounce package	4.99 -6.99
Mangoes	Each	1.79
Mushrooms, Whole White	8 ounce package	2.49 -3.99
Onions, Green	Per bunch	0.79
Onions, Red	Per pound	1.29
Onions, Red	3 pound bag	1.99
Onions, Yellow	Per pound	1.29
Onions, Yellow	3 pound bag	1.99 -3.99
Oranges, Valencia	Per pound	1.00
Pears, Asian	Per pound	1.99 -2.99
Pears, Bartlett	Per pound	0.99 -1.89
Pears, D'Anjou	Per pound	0.49 -1.99
Pears, D'Anjou	3 count package	2.69 -2.99
Pears, Red Crimson	Per pound	1.99
Potatoes, Fingerling	3 pound bag	2.99
Potatoes, Round Red	Per pound	1.29 -1.49
Potatoes, Russet	Per pound	0.99
Potatoes, Russet	5 pound bag	1.99 -4.49
Potatoes, Large Premium Russet	Per pound	0.79
Potatoes, Yellow Type	Per pound	0.99 -1.49
Raspberries	6 ounce package	2.98 -2.99
Raspberries	1/2 pint package	3.50
Salad, Mixed Types	5-9 ounce package	2.00 -4.29
Salad, Mixed Types	11 ounce package	5.99



Weekly Snapshot of Organic Retail Features

This supplemental report is a list of other organic items found in the retail ads of those stores surveyed as part of the National Fruit and Vegetable Report. The prices shown are the range of prices encountered and are not weighted average prices. Descriptions of the items are largely as shown in the retail ads. Prices are in dollars.

Item	Unit of Sale	Price range
Salad, Mixed Types	16 ounce package	3.99 -6.99
Spinach	Per pound	0.99
Spinach, Baby Type	5 ounce package	2.50 -3.99
Spinach, Baby Type	11 ounce package	5.99
Spinach, Baby Type	16 ounce package	3.99 -6.99
Squash, Acorn, Green or Golden	Per pound	0.99 -1.49
Squash, Butternut	Per pound	0.89 -1.49
Squash, Delicata	Per pound	0.99
Squash, Spaghetti	Per pound	0.99
Squash, Zucchini	2 count package	2.99
Sweet Potatoes	Per pound	0.99 -1.99
Sweet Potatoes	3 pound bag	3.49
Tomatoes, On The Vine	Per pound	2.99