



Agricultural Marketing Service

Fruit and Vegetable Market News Branch

National Fruit and Vegetable Retail Report

Websites: www.marketnews.usda.gov/portal/fv and <http://www.ams.usda.gov/mnreports/fvwretail.pdf>

Volume III – Number 49

Issued Weekly

Friday, December 11, 2009

Advertised Prices for Fruits & Vegetables at Major Retail Supermarket Outlets 12/05 to 12/17^{1, 2}

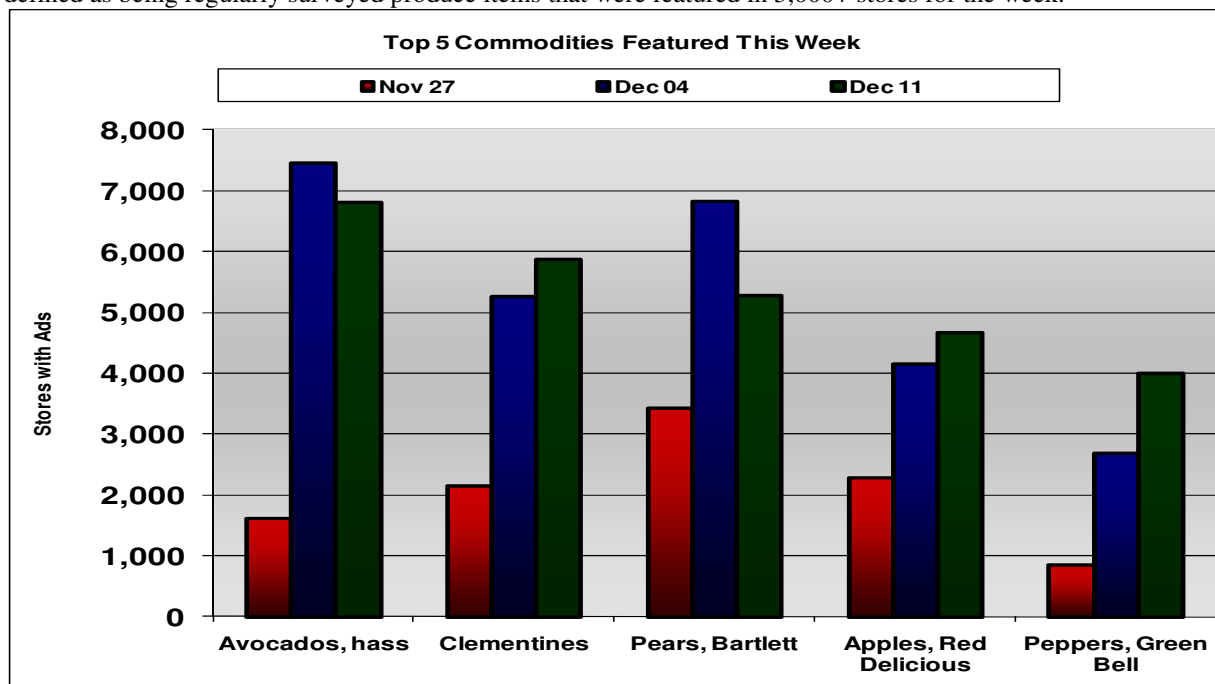
The Holidays Are Here!

With the holidays starting this week retailers were pulling out all the stops with holiday décor, party platters, gift boxes and, of course, poinsettias. Many also started advertising store prepared holiday meals for pre-order. Holiday table centerpieces were heavily featured in many floral departments.

Avocados, Bartlett pears, Clementines, red delicious apples and green bell peppers were the top five overall items. Retail ads overall were nearly even with last weeks ad count. Vegetable ads were down 3 % from the previous week and fruit ads were up 3%. Sweet onions, baby carrots, 5 pound bags of russet potatoes and zucchini squash rounded out the vegetable top five. Grapefruit completed the top five fruit items. The top five fruit items accounted for 53% of all fruit ads this week while the top five vegetable ads accounted for 43% of all vegetable ads.

All the major ad items **fruit** category for the week were lower priced than the same week a year ago with the exception of clementines which were 2% higher. Cantaloupes were down by 19%, red delicious apples were down 18%, avocados 13%, grapefruit 9%, Bartlett pears 8% and mangos were down 5%.

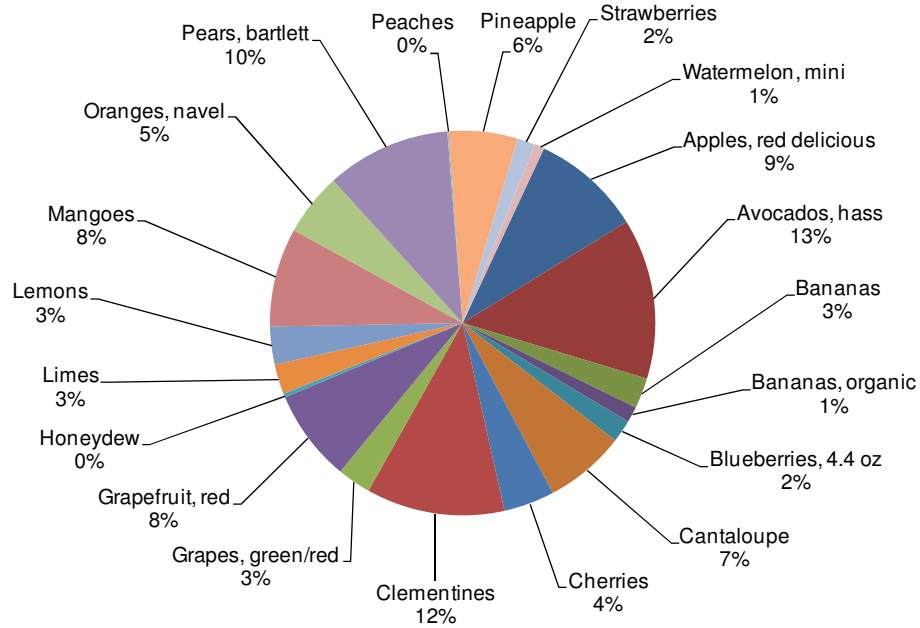
Of the **vegetable** items that were heavily advertised carrots were higher this week than the same week last year in weighted average price by 9%. Sweet onions and 5 pound bags of potatoes were 13% and 21% lower in price respectively. As used here, major ad items are defined as being regularly surveyed produce items that were featured in 3,000+ stores for the week.



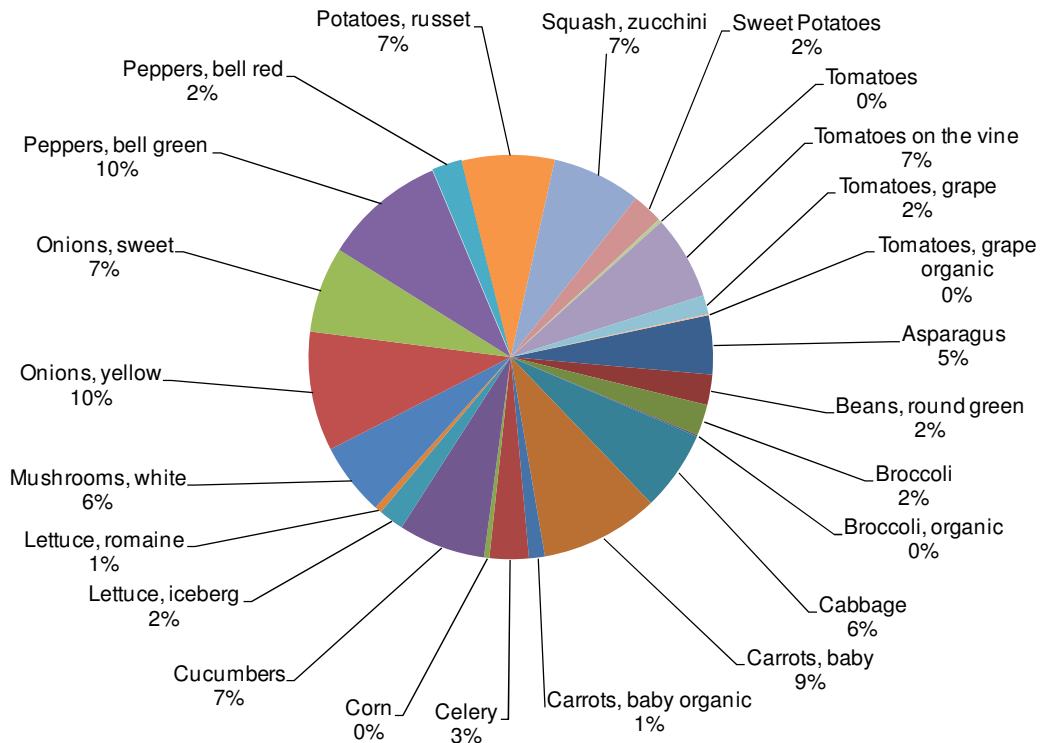
1 - Fruit and Vegetable Market News surveys more than 200 retailers, comprising roughly 17,000 individual stores, with online weekly advertised features.

2 – Date range reflects one week of data collection ending on the report release date and encompasses ad pricing good from the Saturday before report release date through the following Thursday.

**Fruits as Percentage of Total Fruit Ads
December 11, 2009**



**Vegetables as Percentage of Total Vegetable Ads
December 11, 2009**





NATIONAL SUMMARY

FRUIT	THIS WEEK		LAST WEEK		LAST YEAR		VEGETABLE	THIS WEEK		LAST WEEK		LAST YEAR	
	Stores with Ads	Wtd Avg Prices	Stores with Ads	Wtd Avg Prices	Stores with Ads	Wtd Avg Prices		Stores with Ads	Wtd Avg Prices	Stores with Ads	Wtd Avg Prices	Stores with Ads	Wtd Avg Prices
Apples, red delicious	4,681	1.01	4,162	0.98	3,676	1.23	Asparagus	1,938	2.93	2,174	2.87	1,856	3.00
Avocados, hass each	6,808	1.06	7,469	1.00	4,612	1.21	Beans, round green	1,004	1.38	787	1.59	1,111	1.34
Bananas	1,290	0.39	1,536	0.43	537	0.54	Broccoli per bunch	1,026	1.50	733	1.68	1,758	1.62
Bananas, organic	672	0.90	344	0.76	197	0.81	Broccoli, organic per bunch	39	2.58	15	1.83	24	2.27
Blueberries 4.4 oz	954	2.30	183	2.41	4,890	2.23	Cabbage	2,629	0.44	3,533	0.47	2,725	0.44
Cantaloupe each	3,427	2.06	2,873	2.31	2,336	2.55	Carrots, baby 1 lb bag	3,894	1.40	3,558	1.35	2,760	1.28
Cherries	2,168	5.33	2,537	4.74	5,646	4.86	Carrots, baby organic 1 lb bag	523	1.71	1,833	1.68	2,186	1.80
Clementines 5lb pkg	5,884	6.01	5,271	5.92	7,667	5.91	Celery each	1,293	1.39	797	1.31	1,194	1.29
Grapes, green/red	1,426	2.23	2,892	1.76	6,259	1.73	Corn each	170	0.43	360	0.37		
Grapefruit, red each	3,909	0.67	3,140	0.66	3,970	0.73	Cucumbers each	2,860	0.60	3,256	0.58	1,320	0.72
Honeydew each	161	2.48	230	2.44	135	3.58	Lettuce, iceberg each	833	1.10	1,251	1.08	849	1.07
Limes each	1,269	0.25	618	0.25	771	0.31	Lettuce, romaine each	236	1.29	193	1.50	514	1.15
Lemons each	1,598	0.51	393	0.37	672	0.50	Mushrooms, white 8 oz pkg	2,381	1.58	2,674	1.59	2,448	1.74
Mangoes each	4,193	0.99	5,221	0.92	3,724	1.04	Onions, yellow 3 lb bag	3,929	1.69	2,645	1.78	1,247	1.95
Nectarines, yellow flesh					202	3.49	Onions, sweet yellow	2,821	1.02	3,335	1.00	2,787	1.05
Oranges, navel each	2,656	0.69	2,385	0.64	4,877	0.69	Peppers, bell green each	2,734	0.69	1,405	0.66	1,887	0.79
Pears, bartlett	5,296	1.15	6,839	1.16	2,629	1.26	Peppers, bell green	1,285	1.48	1,291	1.52	1,522	1.56
Peaches, yellow flesh	54	3.99			374	3.72	Peppers, bell red each	617	1.13	621	1.28	776	1.21
Pineapple each	2,921	3.08	2,593	3.03	5,230	3.45	Peppers, bell red	380	2.56	1,018	2.62	199	2.32
Plums							Potatoes, russet 5 lb bag	3,047	2.26	789	1.90	2,293	2.85
Strawberries 1 lb pkg	778	3.33	172	2.94	387	3.12	Squash, zucchini	2,928	1.11	2,226	1.13	508	1.50
Strawberries, organic 1 lb pkg							Sweet potatoes	1,014	0.76	723	0.76	1,545	0.87
Watermelon, miniature each	403	3.30	413	3.00	906	3.84	Tomatoes	106	1.69	757	2.16	1,129	1.02
Watermelon, seedless each	20	0.99					Tomatoes, organic					198	2.84
							Tomatoes on the vine	2,755	2.31	4,248	2.12	2,514	2.44
							Tomatoes, grape 1 pint	627	2.44	1,195	2.34	669	2.36
							Tomatoes, grape organic 1 pint	37	2.50	815	3.02	2,032	2.91

Selected Seasonal and Other Weekly Items

ITEM	THIS WEEK		LAST WEEK		ITEM	THIS WEEK		LAST WEEK	
	Stores with Ads	Wtd Avg Prices	Stores with Ads	Wtd Avg Prices		Stores with Ads	Wtd Avg Prices	Stores with Ads	Wtd Avg Prices
Poinsettias 6-inch	3,491	7.51	5,118	6.39	Round Red Potatoes 5 lb bag	1,837	2.79	2,975	2.74
Pomegranates each	2,953	2.09	3,653	5.01	Navel Oranges per lb	3,328	0.83	4,566	0.90
Cranberries 12 oz bag	1,958	2.29	499	2.40	D'Anjou Pears per lb	4,408	1.20	5,332	1.23
Russet Potatoes per lb	1,139	0.60	3,093	0.66	Gala Apples per lb	3,976	1.20	2,684	1.07
Russet Potatoes 10 lb bag	1,429	2.87	907	2.84	Raspberries 6 oz	3,290	2.59	3,243	2.43

Wtd Avg = Simple weighted average
Prices are in dollars per pound unless otherwise stated.



Region	NORTHEAST U.S.			SOUTHEAST U.S.			MIDWEST U.S.		
States	(CT, DE, MA, MD, ME, NH, NJ, NY, PA, RI, VT)			(AL, FL, GA, MS, NC, SC, TN, VA, WV)			(IA, IL, IN, KY, MI, MN, ND, NE, OH, SD, WI)		
Fruit	Price Range	Stores with Ads	Wtd. Avg	Price Range	Stores with Ads	Wtd. Avg	Price Range	Stores with Ads	Wtd. Avg
Apples, red delicious	0.98 - 1.49	845	1.04	0.69 - 1.49	2,131	1.01	0.88 - 1.28	288	1.01
Avocados, hass	0.89 - 2.00 each	1,294	1.16	0.99 - 1.50 each	976	1.20	0.79 - 1.50 each	965	1.02
Bananas	0.39	40	0.39	0.39	214	0.39	0.37 - 0.39	173	0.38
Bananas, organic	0.88 - 0.99	467	0.91				0.89	184	0.89
Blueberries									
Cantaloupe	1.50 - 3.00 each	1,065	2.06	1.50 - 3.00 each	1,184	2.49	1.25 - 2.50 each	730	1.54
Cherries	3.99 - 5.99	1,200	4.96	3.99 - 5.99	535	5.83	4.49 - 4.99	53	4.69
Clementines	4.75 - 7.99 5lb container	1,945	5.50	4.75 - 7.99 5lb container	1,182	6.33	4.47 - 6.99 5lb container	599	5.65
Grapes, green/red	1.88 - 2.79	271	2.16	1.49 - 2.78	491	2.24	1.89 - 2.49	223	2.40
Grapefruit, red	0.20 - 1.00 each	783	0.84	0.50 - 1.00 each	522	0.83	0.50 each	52	0.50
Honeydew	2.99 each	28	2.99	2.50 - 2.99 each	72	2.66	2.00 - 2.50 each	61	2.05
Limes	0.19 - 0.50 each	641	0.28	0.25 each	108	0.25	0.25 - 0.50 each	148	0.30
Lemons	0.33 - 0.67 each	843	0.57				0.33 - 0.59 each	396	0.48
Mangoes	0.78 - 2.00 each	1,078	0.98	0.88 - 1.25 each	251	1.08	0.69 - 1.00 each	802	0.95
Nectarines									
Oranges, navel	0.20 - 1.00 each	1,367	0.72	0.20 - 1.00 each	587	0.71	0.25 - 0.66 each	348	0.51
Pears, bartlett	0.98 - 1.69	1,388	1.37	0.88 - 1.49	1,630	0.99	0.88 - 1.59	982	1.26
Peaches									
Pineapple	2.50 - 3.99 each	1,524	3.11	1.99 - 3.99 each	448	3.45	2.49 - 2.99 each	572	2.90
Plums									
Straw berries	2.50 - 3.99 16 oz pkg	292	3.39	2.99 - 3.99 16 oz pkg	188	3.68	2.50 - 2.99 16 oz pkg	154	2.90
Straw berries, organic									
Watermelon, miniature	3.00 - 3.99 each	344	3.51				2.00 - 2.99 each	59	2.07
Watermelon, seedless									

Wtd Avg = Simple weighted average
Prices are in dollars per pound unless otherwise stated.



Region	SOUTH CENTRAL U.S.				SOUTHWEST U.S.			NORTHWEST U.S.		
States	(AR,CO,KS,LA,MO,NM,OK,TX)				(AZ,CA,NV,UT)			(ID,MT,OR,WA,WY)		
Fruit	Price Range	Stores with Ads	Wtd. Avg	Price Range	Stores with Ads	Wtd. Avg	Price Range	Stores with Ads	Wtd. Avg	
Apples, red delicious	0.68 - 1.28	492	1.00	0.33 - 1.27	763	1.01	0.49 - 0.99	162	0.86	
Avocados, hass	0.22 - 2.50 each	1,509	1.04	0.25 - 1.50 each	1,747	0.98	0.44 - 1.28 each	317	0.89	
Bananas	0.29 - 0.39	464	0.35	0.33 - 0.59	288	0.42	0.39 - 0.59	111	0.47	
Bananas, organic							0.89	21	0.89	
Blueberries	2.50 4.4 oz	150	2.50	1.50 - 2.99 4.4 oz	804	2.26				
Cantaloupe	0.99 - 2.50 each	145	1.97	1.00 - 2.50 each	303	1.69				
Cherries	4.99 - 5.99	83	5.62	5.99	297	5.99				
Clementines	5.47 - 6.99 5lb container	830	6.66	3.97 - 6.99 5lb container	968	6.06	4.99 - 6.99 5lb container	360	6.76	
Grapes, green/red	1.48 - 2.49	150	2.01	0.99 - 2.00	104	1.86	2.00 - 2.49	187	2.45	
Grapefruit, red	0.20 - 1.00 each	608	0.80	0.20 - 0.69 each	1,428	0.49	0.25 - 0.79 each	516	0.60	
Honeydew										
Limes	0.07 - 0.20 each	240	0.12	0.10 - 0.33 each	46	0.23	0.20 - 0.33 each	86	0.27	
Lemons	0.20 - 0.33 each	69	0.23	0.33 - 0.50 each	172	0.46	0.17 - 0.50 each	118	0.37	
Mangoes	0.50 - 1.50 each	507	0.82	0.33 - 1.99 each	1,153	1.03	1.00 - 1.50 each	402	1.16	
Nectarines										
Oranges, navel	0.10 - 1.00 each	354	0.71							
Pears, bartlett	0.77 - 1.33	375	1.16	0.77 - 1.29	730	0.98	0.89 - 1.49	191	1.03	
Peaches	3.99	54	3.99							
Pineapple	1.99 - 3.89 each	366	2.83				2.98 - 2.99 each	11	2.99	
Plums										
Straw berries	2.50 - 3.50 16 oz pkg	133	3.25	2.50 16 oz pkg	11	2.50				
Straw berries, organic										
Watermelon, miniature										
Watermelon, seedless	0.99 each	3	0.99	0.99 each	17	0.99				

Wtd Avg = Simple weighted average
 Prices are in dollars per pound unless otherwise stated.



Region	NORTHEAST U.S.			SOUTHEAST U.S.			MIDWEST U.S.		
States	(CT,DE,MA,MD,ME,NH,NJ,NY,PA,RI,VT)			(AL,FL,GA,MS,NC,SC,TN,VA,WV)			(IA,IL,IN,KY,MI,MN,ND,NE,OH,SD,WI)		
Vegetable	Price Range	Stores with Ads	Wtd. Avg	Price Range	Stores with Ads	Wtd. Avg	Price Range	Stores with Ads	Wtd. Avg
Asparagus	1.99 - 2.99	775	2.72	2.49 - 2.99	138	2.74	2.89 - 2.99	279	2.98
Beans, round green	0.89 - 1.69	252	1.39	0.98 - 1.69	297	1.36	1.28 - 1.49	346	1.45
Broccoli	1.25 - 2.00 per bunch	412	1.60	1.25 - 2.00 per bunch	206	1.99	1.25 - 1.50 per bunch	196	1.33
Broccoli, organic				2.79 per bunch	23	2.79			
Cabbage	0.39 - 0.59	463	0.44	0.25 - 0.50	1,089	0.47	0.48 - 0.54	290	0.52
Carrots, baby	0.98 - 1.99 1 lb bag	834	1.32	0.98 - 1.99 1 lb bag	1,320	1.82	1.00 - 1.50 1 lb bag	283	1.31
Carrots, baby organic	1.50 - 2.00 1lb bag	239	1.91	2.29 1lb bag	23	2.29	1.50 1lb bag	51	1.50
Celery	0.98 - 1.50 each	422	1.48	0.98 - 1.49 each	288	1.37	1.19 - 1.69 each	324	1.43
Corn	0.45 each	30	0.45	0.50 each	11	0.50			
Cucumbers	0.66 - 0.75 each	867	0.69	0.44 - 0.69 each	179	0.52	0.33 - 0.77 each	615	0.55
Lettuce, iceberg				0.88 - 1.00 each	23	0.94	1.29 each	163	1.29
Lettuce, romaine									
Mushrooms, w hite	1.00 - 2.00 8 oz pkg	577	1.47	1.00 - 1.88 8 oz pkg	605	1.62	0.99 - 1.79 8 oz pkg	454	1.47
Onions, yellow	0.79 - 2.49 3 lb bag	1,302	1.70	0.79 - 2.00 3 lb bag	1,850	1.74	0.99 - 1.99 3 lb bag	289	1.32
Onions, sw eet yellow	0.99 - 1.69	470	1.58	0.78 - 1.69	772	0.95	0.59 - 1.00	678	0.83
Peppers, bell green	0.79 - 0.99 each	99	0.80	0.50 - 0.99 each	1,369	0.79	0.49 - 0.77 each	215	0.54
Peppers, bell green	0.99 - 1.99	768	1.59	1.29	108	1.29	0.99 - 1.79	381	1.38
Peppers, bell red				1.00 each	65	1.00	1.00 each	96	1.00
Peppers, bell red	1.48 - 3.99	250	3.04	2.99	2	2.99			
Potatoes, russet	1.00 - 3.49 5 lb bag	1,276	2.00	1.50 - 3.49 5 lb bag	621	2.93	1.38 - 2.50 5 lb bag	467	2.05
Squash, zucchini	0.99 - 1.49	734	1.08	0.99 - 1.49	768	1.39	0.77 - 1.49	140	1.30
Sw eet potatoes	0.31 - 0.99	726	0.76	0.38 - 0.99	200	0.80			
Tomatoes	2.49	26	2.49				2.29	31	2.29
Tomatoes, organic									
Tomatoes on the vine	1.29 - 2.99	947	2.30	1.49 - 2.89	150	2.22	1.58 - 2.99	698	2.01
Tomatoes, grape	2.50 1 pint	158	2.50	2.39 - 2.50 1 pint	115	2.49	2.39 1 pint	253	2.39
Tomatoes, grape organic									

Wtd Avg = Simple weighted average
 Prices are in dollars per pound unless otherwise stated.



Region	SOUTH CENTRAL U.S.			SOUTHWEST U.S.			NORTHWEST U.S.		
States	(AR,CO,KS,LA,MO,NM,OK,TX)			(AZ,CA,NV,UT)			(ID,MT,OR,WA,WY)		
Vegetable	Price Range	Stores with Ads	Wtd. Avg	Price Range	Stores with Ads	Wtd. Avg	Price Range	Stores with Ads	Wtd. Avg
Asparagus	2.28 - 2.99	244	2.82	2.79 - 3.49	254	3.45	1.98 - 3.49	248	3.21
Beans, round green	0.88 - 1.50	33	1.44	0.67 - 1.49	59	0.95	1.39 - 1.79	17	1.53
Broccoli	0.97 per bunch	212	0.97						
Broccoli, organic				1.99 - 2.49 per bunch	16	2.27			
Cabbage	0.33 - 0.50	534	0.41	0.12 - 0.50	241	0.29	0.39	12	0.39
Carrots, baby	1.00 - 1.50 1 lb bag	445	1.14	1.00 - 1.50 1 lb bag	869	1.05	0.98 - 1.50 1 lb bag	143	1.04
Carrots, baby organic	1.69 1 lb bag	54	1.69	1.29 - 1.50 1 lb bag	31	1.43	0.79 - 1.50 1 lb bag	125	1.39
Celery	1.00 each	48	1.00	1.29 each	9	1.29	1.29 each	202	1.29
Corn	0.33 - 0.50 each	124	0.42				0.48 each	5	0.48
Cucumbers	0.29 - 0.79 each	518	0.55	0.29 - 0.59 each	360	0.46	0.39 - 0.79 each	321	0.72
Lettuce, iceberg	0.87 - 1.00 each	136	0.89	0.99 each	309	0.99	1.29 each	202	1.29
Lettuce, romaine				1.29 each	236	1.29			
Mushrooms, w white	1.50 - 2.00 8 oz pkg	134	1.69	1.49 - 1.50 8 oz pkg	317	1.49	1.50 - 2.00 8 oz pkg	294	1.94
Onions, yellow	1.29 - 2.00 3 lb bag	251	1.54	1.79 - 2.00 3 lb bag	221	1.87	2.00 3 lb bag	16	2.00
Onions, sw eet yellow	0.69 - 0.99	179	0.94	0.25 - 1.00	584	0.96	0.69 - 0.99	138	0.88
Peppers, bell green	0.33 - 0.59 each	420	0.49	0.33 - 0.79 each	442	0.66	0.49 - 0.68 each	189	0.62
Peppers, bell green				0.50 - 0.99	28	0.62			
Peppers, bell red	0.50 - 1.50 each	377	1.17	0.50 - 0.88 each	28	0.73	1.50 each	51	1.50
Peppers, bell red				1.50 - 2.49	122	1.56	2.99	6	2.99
Potatoes, russet	0.97 - 3.49 5 lb bag	465	2.41	0.97 - 2.50 5 lb bag	179	2.18	0.88 5 lb bag	39	0.88
Squash, zucchini	0.44 - 1.49	245	0.94	0.77 - 1.00	939	0.96	0.79 - 0.98	102	0.81
Sw eet potatoes	0.50	30	0.50	0.33 - 0.99	47	0.64	1.29	11	1.29
Tomatoes	0.88	49	0.88						
Tomatoes, organic									
Tomatoes on the vine	2.49 - 2.89	134	2.65	1.79 - 2.49	425	2.46	1.39 - 2.99	401	2.64
Tomatoes, grape	2.00 1 pint	15	2.00	2.00 - 2.99 1 pint	45	2.52	2.50 1 pint	41	2.50
Tomatoes, grape organic	2.50 1 pint	5	2.50	2.50 1 pint	32	2.50			

Wtd Avg = Simple weighted average
 Prices are in dollars per pound unless otherwise stated.



Weekly Snapshot of Organic Retail Features

This supplemental report is a list of other organic items found in the retail ads of those stores surveyed as part of the National Fruit and Vegetable Report. The prices shown are the range of prices encountered and are not weighted average prices. Descriptions of the items are largely as shown in the retail ads. Prices are in dollars.

Item	Unit of Sale	Price range
Apples, Ambrosia	Per pound	1.49
Apples, Braeburn	Per pound	0.99
Apples, Braeburn	3 pound bag	2.88
Apples, Cameo	Per pound	0.97 -1.49
Apples, Fuji	Per pound	0.97 -1.49
Apples, Fuji	3 pound bag	2.50
Apples, Gala	Per pound	1.29 -1.99
Apples, Gala	3 pound bag	2.50
Apples, Golden Delicious	Per pound	1.28
Apples, Granny Smith	Per pound	1.28
Apples, Granny Smith	3 pound bag	2.50
Apples, Jonagold	Per pound	0.89
Apples, Pink Lady	Per pound	1.49
Apples, Red Delicious	Per pound	0.89 -1.99
Apples, Red Delicious	3 count package	2.69
Apples, Rome	Per pound	0.99
Avocados, Hass	Each	0.59 -2.00
Avocados, Hass	4 pack	2.99
Blueberries	6 ounce package	2.97
Broccoli	Per pound	1.29 -1.79
Broccoli, Baby Hybrid Type	Each	1.50
Carrots	Per pound	0.99 -1.49
Carrots	1 pound bag	0.79
Carrots	2 pound bag	1.00 -3.49
Cauliflower	Each	1.89 -3.99
Celery	Per pound	0.98 -0.99
Celery	Each	0.99 -1.99
Celery Hearts	16 ounce package	1.99
Celery Hearts	2 count package	1.99 -2.99
Citrus, Miscellaneous	5 pound box	11.99
Grapefruit, Pink	Each	0.99
Herbs, Assorted Varieties	.75 ounce package	1.67 -1.99
Kiwi	1 pound package	2.59
Lemons	Each	0.50
Lemons	2 pound bag	3.48
Lemons, Meyer	Per pound	1.99



Weekly Snapshot of Organic Retail Features

This supplemental report is a list of other organic items found in the retail ads of those stores surveyed as part of the National Fruit and Vegetable Report. The prices shown are the range of prices encountered and are not weighted average prices. Descriptions of the items are largely as shown in the retail ads. Prices are in dollars.

Item	Unit of Sale	Price range
Lettuce, Boston, Greenhouse	4 ounce container	1.69
Lettuce, Iceberg	Each	0.89 -1.49
Lettuce, Romaine	Each	1.50
Lettuce, Romaine Hearts	12 ounce package	3.99
Lettuce, Romaine Hearts	3 count package	2.00 -3.99
Lettuce, Romaine Leaves	5 ounce package	3.99
Lettuce, Romaine, Baby Type	5 ounce package	2.50 -3.99
Lettuce, Romaine, Baby Type	7 ounce package	3.49
Lettuce, Romaine, Baby Type	11 ounce package	4.99 -5.99
Lettuce, Romaine, Baby Type	16 ounce package	4.99 -6.99
Mangoes	Each	1.50
Mushrooms, Whole White	8 ounce package	2.49 -2.99
Onions, Green	Per bunch	0.79 -0.99
Onions, Red Globe Type	3 pound bag	1.99
Onions, Red Globe Type	Per pound	1.29
Onions, Yellow Type	Per pound	1.29
Onions, Yellow Type	3 pound bag	1.99 -3.99
Oranges, Navel	Per pound	0.69 -1.99
Oranges, Navel	4 pound bag	3.99 -4.98
Oranges, Navel	Each	0.98 -1.50
Pears, Bartlett	Per pound	0.77 -1.99
Pears, Bartlett	Each	0.99
Pears, Bosc	Per pound	0.97 -1.79
Pears, Comice	Per pound	1.49
Pears, Concorde	Per pound	1.49
Pears, D'Anjou	Per pound	0.99 -1.99
Pears, D'Anjou	3 pound bag	2.88
Pineapple	Per pound	0.99
Potatoes, Fingerling	1.5 pound bag	3.50
Potatoes, Round Red	Per pound	0.99 -1.29
Potatoes, Round Red	2 pound bag	3.49
Potatoes, Russet	Per pound	0.79 -0.99
Potatoes, Russet	5 pound bag	2.00 -4.99
Potatoes, Yellow Type	Per pound	0.99 -1.29
Salad, Mixed Types	5-9 ounce package	1.99 -4.49
Salad, Mixed Types	11 ounce package	4.99 -5.99



Weekly Snapshot of Organic Retail Features

This supplemental report is a list of other organic items found in the retail ads of those stores surveyed as part of the National Fruit and Vegetable Report. The prices shown are the range of prices encountered and are not weighted average prices. Descriptions of the items are largely as shown in the retail ads. Prices are in dollars.

Item	Unit of Sale	Price range
Salad, Mixed Types	16 ounce package	3.99 -6.99
Spinach, Baby Type	5 ounce package	2.50 -3.99
Spinach, Baby Type	7 ounce package	3.49
Spinach, Baby Type	11 ounce package	4.99 -5.99
Spinach, Baby Type	16 ounce package	3.99 -6.99
Squash, Acorn	Per pound	0.99
Squash, Butternut	Per pound	0.99
Squash, Spaghetti	Per pound	0.99
Squash, Zucchini	Per pound	0.99
Sweet Potatoes	Per pound	1.29 -1.99
Sweet Potatoes	2 count package	2.49
Tomatoes, On-the-Vine	Per pound	3.99
Tomatoes, Vine Ripes	Per pound	2.99 -3.49