



Agricultural Marketing Service

## Fruit and Vegetable Market News Branch

# National Fruit and Vegetable Retail Report

Websites: [www.marketnews.usda.gov/portal/fv](http://www.marketnews.usda.gov/portal/fv) and <http://www.ams.usda.gov/mnreports/fvwretail.pdf>

Volume III – Number 50

Issued Weekly

Friday, December 18, 2009

### Advertised Prices for Fruits & Vegetables at Major Retail Supermarket Outlets 12/12 to 12/25<sup>1, 2</sup>

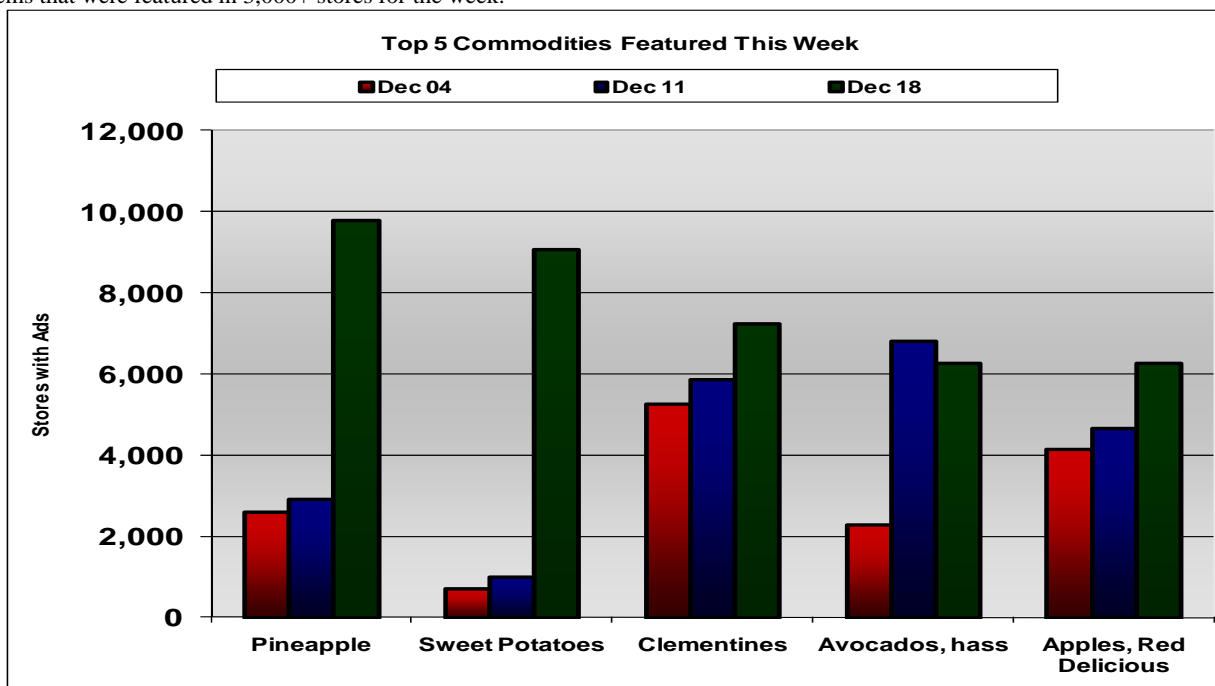
#### Holidays Focus Continues

Roasts, hams and prepared holiday meals along with floral décor and party tray could all be found in abundance in this weeks retail ads. Sweet potatoes once again made a strong showing along with russet potatoes in various package sizes. Navel oranges and clementines for stockings were also heavily featured.

Avocados, clementines, and red delicious apples all stayed in the top five overall items with pineapple and sweet potatoes rounding it out. Retail ads overall were up over 23% from last weeks ad count. Vegetable ads were up 34 % from the previous week and fruit ads were up 14%. Celery, round green beans, baby carrots, and asparagus rounded out the vegetable top five. Bartlett pears completed the top five fruit items. The top five fruit items accounted for 59% of all fruit ads this week while the top five vegetable ads accounted for 49% of all vegetable ads.

All the major ad items **fruit** category for the week were lower priced than the same week a year ago with the exception of cherries which were 4% higher. Bartlett pears were down by 20%, red delicious apples and avocados 19%, clementines 9%, pineapple 8%, cantaloupes 7% and navel oranges were down 1%.

Of the **vegetable** items that were heavily advertised no items were higher this week than the same week last year in weighted average, however celery was unchanged from a year ago. 5 pound bags of potatoes were down 30% and round green beans were down 11% with sweet potatoes at 6%, asparagus 4%, baby carrots 3% and mushrooms down 1% from last year. As used here, major ad items are defined as being regularly surveyed produce items that were featured in 3,000+ stores for the week.

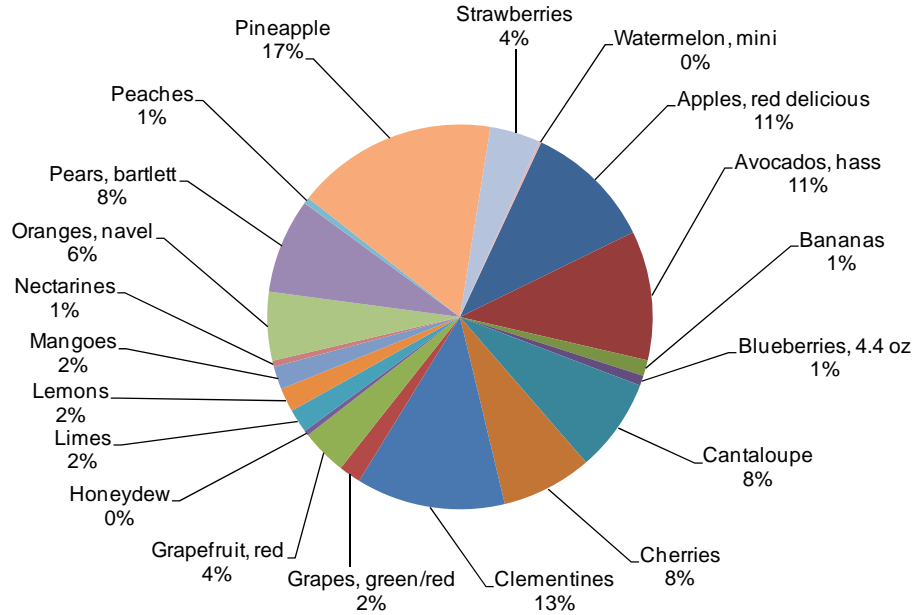


1 - Fruit and Vegetable Market News surveys more than 200 retailers, comprising roughly 17,000 individual stores, with online weekly advertised features.

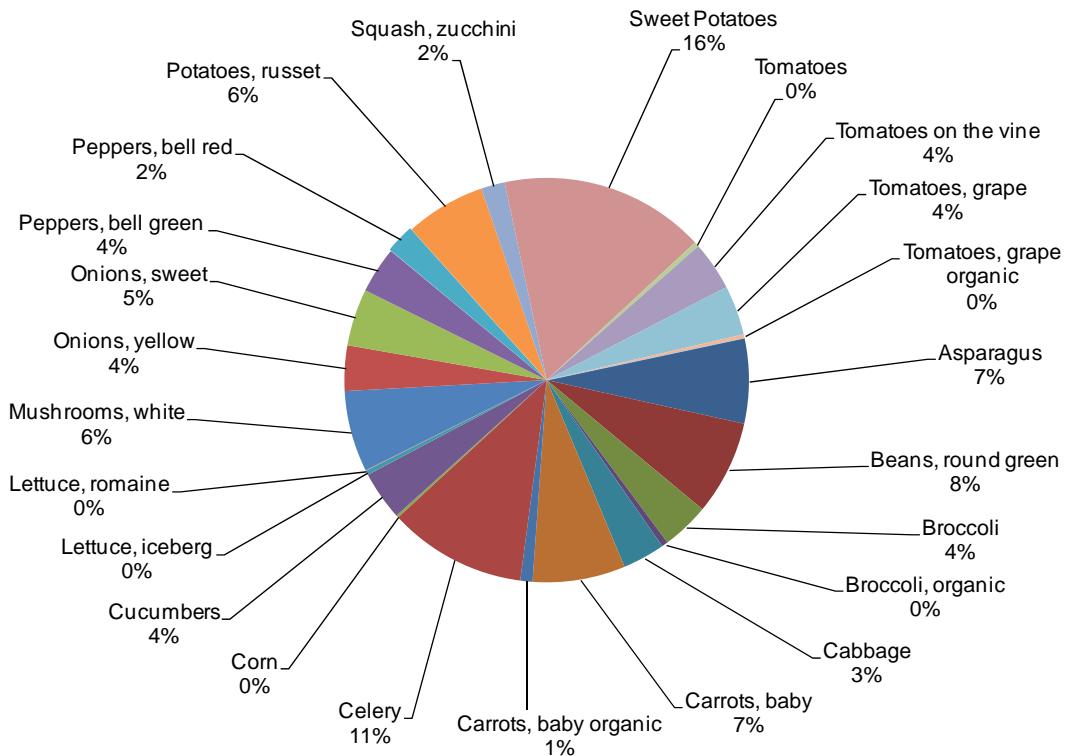
2 – Some retailers altered their normal ad schedules due to the Christmas holiday. This week’s data includes ads which were extended for the holiday and is reflected in the date range.



**Fruits as Percentage of Total Fruit Ads  
December 18, 2009**



**Vegetables as Percentage of Total Vegetable Ads  
December 18, 2009**





**NATIONAL SUMMARY**

	THIS WEEK		LAST WEEK		LAST YEAR		VEGETABLE	THIS WEEK		LAST WEEK		LAST YEAR	
	Stores with Ads	Wtd Avg Prices	Stores with Ads	Wtd Avg Prices	Stores with Ads	Wtd Avg Prices		Stores with Ads	Wtd Avg Prices	Stores with Ads	Wtd Avg Prices	Stores with Ads	Wtd Avg Prices
Apples, red delicious	6,264	1.03	4,681	1.01	6,327	1.27	Asparagus	3,758	2.65	1,938	2.93	7,305	2.77
Avocados, hass each	6,266	1.08	6,808	1.06	4,212	1.34	Beans, round green	4,174	1.28	1,004	1.38	4,270	1.43
Bananas	770	0.39	1,290	0.39	393	0.51	Broccoli per bunch	2,109	1.71	1,026	1.50	2,487	1.68
Bananas, organic			672	0.90	460	0.75	Broccoli, organic per bunch	273	2.42	39	2.58	25	2.50
Blueberries 4.4 oz	480	2.73	954	2.30	8,063	2.61	Cabbage	1,874	0.47	2,629	0.44	871	0.42
Cantaloupe each	4,540	2.47	3,427	2.06	2,404	2.64	Carrots, baby 1 lb bag	4,087	1.37	3,894	1.40	3,748	1.41
Cherries	4,406	4.84	2,168	5.33	8,163	4.65	Carrots, baby organic 1 lb bag	545	1.93	523	1.71	1,314	1.81
Clementines 5lb pkg	7,255	5.15	5,884	6.01	8,108	5.68	Celery each	6,097	1.14	1,293	1.39	6,488	1.14
Grapes, green/red	1,073	2.33	1,426	2.23	6,306	1.72	Corn each	110	0.86	170	0.43		
Grapefruit, red each	2,226	0.84	3,909	0.67	1,922	0.83	Cucumbers each	2,169	0.60	2,860	0.60	1,496	0.74
Honeydew each	242	3.28	161	2.48	329	3.28	Lettuce, iceberg each	191	1.19	833	1.10	101	0.89
Limes each	1,156	0.30	1,269	0.25	1,106	0.35	Lettuce, romaine each	29	1.99	236	1.29	207	1.46
Lemons each	1,154	0.59	1,598	0.51	1,440	0.51	Mushrooms, white 8 oz pkg	3,588	1.78	2,381	1.58	3,286	1.80
Mangoes each	1,105	0.94	4,193	0.99	1,477	1.11	Onions, yellow 3 lb bag	2,002	1.80	3,929	1.69	2,772	2.18
Nectarines, yellow flesh	304	2.99			135	2.50	Onions, sweet yellow	2,520	1.00	2,821	1.02	2,404	1.23
Oranges, navel each	3,323	0.59	2,656	0.69	3,491	0.60	Peppers, bell green each	789	0.63	2,734	0.69	448	0.83
Pears, bartlett	4,599	1.08	5,296	1.15	2,522	1.35	Peppers, bell green	1,285	1.23	1,285	1.48	747	1.40
Peaches, yellow flesh	304	2.99	54	3.99			Peppers, bell red each	303	0.84	617	1.13	609	1.77
Pineapple each	9,809	2.85	2,921	3.08	9,945	3.09	Peppers, bell red	987	2.54	380	2.56	707	3.07
Plums							Potatoes, russet 5 lb bag	3,544	1.82	3,047	2.26	2,855	2.59
Strawberries 1 lb pkg	2,436	3.11	778	3.33	914	3.35	Squash, zucchini	1,043	1.25	2,928	1.11	349	1.38
Strawberries, organic 1 lb pkg							Sweet potatoes	9,093	0.65	1,014	0.76	11,278	0.69
Watermelon, miniature each	111	3.01	403	3.30	242	3.53	Tomatoes	208	2.87	106	1.69	449	1.47
Watermelon, seedless each			20	0.99			Tomatoes, organic					43	2.99
							Tomatoes on the vine	2,170	2.55	2,755	2.31	1,954	2.69
							Tomatoes, grape 1 pint	2,188	2.53	627	2.44	4,147	2.32
							Tomatoes, grape organic 1 pint	168	3.19	37	2.50	1,017	2.95

**Selected Seasonal and Other Weekly Items**

ITEM	THIS WEEK		LAST WEEK		ITEM	THIS WEEK		LAST WEEK	
	Stores with Ads	Wtd Avg Prices	Stores with Ads	Wtd Avg Prices		Stores with Ads	Wtd Avg Prices	Stores with Ads	Wtd Avg Prices
Poinsettias 6-inch	4,494	7.18	3,491	7.51	Round Red Potatoes 5 lb bag	1,089	2.94	1,837	2.79
Pomegranates each	3,115	1.96	2,953	2.09	Navel Oranges per lb	4,590	0.82	3,328	0.83
Cranberries 12 oz bag	910	2.27	1,958	2.29	D'Anjou Pears per lb	5,756	1.17	4,408	1.20
Russet Potatoes per lb	2,017	0.66	1,139	0.60	Gala Apples per lb	2,076	1.12	3,976	1.20
Russet Potatoes 10 lb bag	2,367	2.36	1,429	2.87	Raspberries 6 oz	3,659	2.98	3,290	2.59

**Wtd Avg = Simple weighted average**  
**Prices are in dollars per pound unless otherwise stated.**



Region	NORTHEAST U.S.			SOUTHEAST U.S.			MIDWEST U.S.		
States	(CT, DE, MA, MD, ME, NH, NJ, NY, PA, RI, VT)			(AL, FL, GA, MS, NC, SC, TN, VA, WV)			(IA, IL, IN, KY, MI, MN, ND, NE, OH, SD, WI)		
Fruit	Price Range	Stores with Ads	Wtd. Avg	Price Range	Stores with Ads	Wtd. Avg	Price Range	Stores with Ads	Wtd. Avg
Apples, red delicious	0.88 - 1.50	1,339	1.08	0.98 - 1.49	2,106	1.10	0.77 - 1.29	577	1.02
Avocados, hass	0.89 - 1.50 each	858	1.16	0.99 - 1.50 each	2,059	1.09	0.44 - 1.50 each	319	1.07
Bananas				0.39	227	0.39	0.39	316	0.39
Bananas, organic									
Blueberries									
Cantaloupe	1.50 - 3.00 each	981	2.33	1.47 - 6.99 each	2,315	2.87	1.50 - 3.00 each	610	2.18
Cherries	3.99 - 7.99	1,284	4.76	3.99 - 5.99	1,715	4.68	3.99 - 4.99	290	4.33
Clementines	3.99 - 5.99 5lb container	2,310	4.89	3.99 - 6.99 5lb container	2,336	5.40	3.99 - 6.99 5lb container	993	5.15
Grapes, green/red	1.49 - 2.49	244	1.80	1.99 - 2.98	205	2.92	1.49 - 2.99	357	2.50
Grapefruit, red	0.33 - 1.50 each	1,077	0.88	0.80 each	108	0.80			
Honeydew				2.50 - 3.48 each	242	3.28			
Limes	0.19 - 0.50 each	821	0.28	0.13 - 0.33 each	163	0.29	0.33 - 0.50 each	116	0.36
Lemons	0.25 - 0.75 each	835	0.65	0.67 each	67	0.67	0.33 - 0.50 each	116	0.36
Mangoes	0.99 - 1.50 each	313	1.12				1.00 each	326	1.00
Nectarines	2.99	260	2.99	2.99	44	2.99			
Oranges, navel	0.19 - 1.25 each	1,853	0.68	0.16 - 0.88 each	361	0.54	0.19 - 0.99 each	894	0.47
Pears, bartlett	0.99 - 1.79	1,325	1.23	0.98 - 1.79	501	1.09	0.97 - 1.59	671	1.17
Peaches	2.99	260	2.99	2.99	44	2.99			
Pineapple	1.98 - 3.99 each	2,332	3.10	2.00 - 3.99 each	3,597	3.05	1.99 - 3.98 each	1,047	2.62
Plums									
Straw berries	2.50 - 3.99 16 oz pkg	516	3.48	2.50 - 3.99 16 oz pkg	1,362	3.03	3.78 - 3.99 16 oz pkg	225	3.98
Straw berries, organic									
Watermelon, miniature							1.97 each	28	1.97
Watermelon, seedless									

Wtd Avg = Simple weighted average

Prices are in dollars per pound unless otherwise stated.



Region	SOUTH CENTRAL U.S.				SOUTHWEST U.S.			NORTHWEST U.S.		
States	(AR,CO,KS,LA,MO,NM,OK,TX)				(AZ,CA,NV,UT)			(ID,MT,OR,WA,WY)		
Fruit	Price Range	Stores with Ads	Wtd. Avg	Price Range	Stores with Ads	Wtd. Avg	Price Range	Stores with Ads	Wtd. Avg	
Apples, red delicious	0.44 - 1.29	836	0.94	0.33 - 1.00	1,152	0.93	0.78 - 1.00	254	0.98	
Avocados, hass	0.25 - 2.00 each	1,171	1.03	0.20 - 1.50 each	1,475	0.93	0.57 - 1.99 each	384	1.66	
Bananas	0.33 - 0.39	199	0.38	0.49	7	0.49	0.38	21	0.38	
Bananas, organic										
Blueberries	2.50 - 2.99 4.4 oz	350	2.80	2.50 - 2.99 4.4 oz	130	2.55				
Cantaloupe	0.77 - 2.50 each	622	1.46	2.50 each	7	2.50	2.50 each	5	2.50	
Cherries	4.99 - 7.99	530	5.77	3.99 - 5.99	587	4.91				
Clementines	3.99 - 6.99 5lb container	822	5.59	3.99 - 6.99 5lb container	697	4.62	3.99 - 5.99 5lb container	97	5.06	
Grapes, green/red	1.59 - 2.49	267	2.12							
Grapefruit, red	0.25 - 1.50 each	561	0.87	0.42 - 0.88 each	420	0.77	0.33 - 1.00 each	60	0.45	
Honeydew										
Limes				0.33 each	15	0.33	0.33 each	41	0.33	
Lemons	0.33 each	61	0.33				0.33 - 0.59 each	75	0.45	
Mangoes	0.50 - 0.77 each	155	0.53	0.50 - 1.00 each	311	0.92				
Nectarines										
Oranges, navel	0.20 - 0.49 each	156	0.36	0.49 each	8	0.49	0.39 - 0.50 each	51	0.47	
Pears, bartlett	0.69 - 1.26	843	1.01	0.79 - 1.00	939	0.92	0.88 - 0.99	320	0.95	
Peaches										
Pineapple	1.00 - 3.99 each	1,174	2.65	1.29 - 3.99 each	1,132	2.28	1.88 - 3.99 each	527	2.56	
Plums										
Straw berries	1.97 - 3.79 16 oz pkg	333	2.27							
Straw berries, organic										
Watermelon, miniature	3.49 each	76	3.49				1.98 each	7	1.98	
Watermelon, seedless										

Wtd Avg = Simple weighted average  
 Prices are in dollars per pound unless otherwise stated.



Region	NORTHEAST U.S.			SOUTHEAST U.S.			MIDWEST U.S.		
States	(CT,DE,MA,MD,ME,NH,NJ,NY,PA,RI,VT)			(AL,FL,GA,MS,NC,SC,TN,VA,WV)			(IA,IL,IN,KY,MI,MN,ND,NE,OH,SD,WI)		
Vegetable	Price Range	Stores with Ads	Wtd. Avg	Price Range	Stores with Ads	Wtd. Avg	Price Range	Stores with Ads	Wtd. Avg
Asparagus	1.59 - 3.79	1,142	2.87	1.98 - 3.79	1,183	2.65	1.99 - 2.99	627	2.24
Beans, round green	1.29 - 1.79	832	1.58	0.98 - 1.79	986	1.14	0.99 - 1.79	390	1.22
Broccoli	1.50 - 2.29 per bunch	215	1.78	1.50 - 2.00 per bunch	851	1.92	1.50 per bunch	667	1.50
Broccoli, organic	1.99 - 2.99 per bunch	243	2.39	2.99 per bunch	23	2.99			
Cabbage	0.39 - 0.49	218	0.44	0.38 - 0.49	1,175	0.49	0.49 - 0.54	287	0.52
Carrots, baby	0.99 - 1.50 1 lb bag	1,259	1.45	1.00 - 1.66 1 lb bag	675	1.34	1.29 - 1.50 1 lb bag	357	1.48
Carrots, baby organic	1.88 - 2.00 1lb bag	462	1.96	2.29 1lb bag	23	2.29			
Celery	0.99 - 2.00 each	1,079	1.47	0.99 - 1.88 each	2,379	1.16	0.99 - 1.50 each	316	1.39
Corn	0.50 each	30	0.50				0.99 each	80	0.99
Cucumbers	0.33 - 0.79 each	858	0.64	0.25 each	30	0.25	0.50 - 0.67 each	502	0.61
Lettuce, iceberg							1.19 each	191	1.19
Lettuce, romaine				1.99 each	29	1.99			
Mushrooms, w white	1.50 - 2.00 8 oz pkg	1,319	1.81	1.50 - 2.00 8 oz pkg	388	1.66	1.50 - 2.00 8 oz pkg	684	1.60
Onions, yellow	1.79 - 2.49 3 lb bag	344	1.98	1.19 - 2.00 3 lb bag	879	1.88	1.39 - 1.88 3 lb bag	132	1.79
Onions, sw eet yellow	0.99 - 1.49	451	1.12	0.98 - 1.49	1,022	1.02	0.88 - 0.99	395	0.94
Peppers, bell green				0.65 - 1.29 each	179	1.04			
Peppers, bell green	0.79 - 1.69	841	1.23	0.79 - 0.98	41	0.84	0.88 - 1.88	362	1.34
Peppers, bell red									
Peppers, bell red	1.99 - 2.99	739	2.43				2.59 - 2.99	248	2.87
Potatoes, russet	0.98 - 2.99 5 lb bag	716	2.40	1.88 - 2.99 5 lb bag	1,339	2.11	0.68 - 2.00 5 lb bag	482	1.21
Squash, zucchini	0.89 - 1.49	415	1.25	0.98 - 1.49	183	1.23	1.19	191	1.19
Sw eet potatoes	0.29 - 1.00	2,457	0.68	0.29 - 0.99	2,622	0.55	0.49 - 1.19	892	0.75
Tomatoes	3.49	24	3.49				2.79	184	2.79
Tomatoes, organic									
Tomatoes on the vine	1.99 - 3.49	805	2.78	1.99 - 3.49	378	2.54	1.89 - 2.99	305	2.22
Tomatoes, grape	2.00 - 3.00 1 pint	770	2.61	2.99 1 pint	110	2.99	1.50 - 2.50 1 pint	800	2.23
Tomatoes, grape organic	3.49 - 3.99 1 pint	50	3.65						

Wtd Avg = Simple weighted average  
 Prices are in dollars per pound unless otherwise stated.



Region	SOUTH CENTRAL U.S.			SOUTHWEST U.S.			NORTHWEST U.S.		
States	(AR,CO,KS,LA,MO,NM,OK,TX)			(AZ,CA,NV,UT)			(ID,MT,OR,WA,WY)		
Vegetable	Price Range	Stores with Ads	Wtd. Avg	Price Range	Stores with Ads	Wtd. Avg	Price Range	Stores with Ads	Wtd. Avg
Asparagus	1.99 - 2.99	317	2.81	1.99 - 3.49	409	2.58	1.88 - 2.99	80	2.28
Beans, round green	0.77 - 1.69	482	1.06	0.49 - 1.59	1,044	1.14	0.98 - 1.99	440	1.60
Broccoli	1.19 - 2.00 per bunch	376	1.54						
Broccoli, organic				1.69 per bunch	7	1.69			
Cabbage	0.25 - 0.39	76	0.36	0.20 - 0.25	118	0.25			
Carrots, baby	1.00 - 2.50 1 lb bag	625	1.59	0.68 - 1.50 1 lb bag	1,065	1.15	0.99 - 1.98 1 lb bag	106	1.31
Carrots, baby organic	1.50 - 1.59 1 lb bag	60	1.58						
Celery	0.50 - 1.29 each	1,026	1.02	0.49 - 0.99 each	1,081	0.82	0.50 - 1.00 each	216	0.97
Corn									
Cucumbers	0.25 - 0.59 each	293	0.50	0.17 - 0.79 each	444	0.59	0.45 - 0.79 each	42	0.73
Lettuce, iceberg									
Lettuce, romaine									
Mushrooms, w hite	1.50 - 2.00 8 oz pkg	539	1.89	1.50 - 2.00 8 oz pkg	427	1.99	1.50 - 2.00 8 oz pkg	231	1.62
Onions, yellow	1.44 - 2.00 3 lb bag	406	1.69	1.49 - 1.50 3 lb bag	213	1.49	1.00 - 1.50 3 lb bag	28	1.29
Onions, sw eet yellow	0.79 - 1.00	127	0.93	0.20 - 1.00	270	0.87	0.50 - 0.99	255	0.93
Peppers, bell green	0.33 - 0.79 each	498	0.52	0.25 - 0.50 each	78	0.30	0.79 each	34	0.79
Peppers, bell green				0.50 - 1.29	41	0.70			
Peppers, bell red	0.99 each	81	0.99	0.79 each	222	0.79			
Peppers, bell red									
Potatoes, russet	0.69 - 2.50 5 lb bag	186	1.93	0.49 - 2.49 5 lb bag	724	1.01	0.99 - 2.99 5 lb bag	97	2.56
Squash, zucchini	1.69	119	1.69	0.50 - 1.29	17	0.83	0.99	118	0.99
Sw eet potatoes	0.39 - 0.99	1,257	0.69	0.25 - 1.29	1,461	0.61	0.49 - 1.19	404	0.90
Tomatoes									
Tomatoes, organic									
Tomatoes on the vine	1.99 - 2.49	236	2.25	1.99 - 2.99	362	2.60	1.98 - 2.50	84	2.17
Tomatoes, grape	2.48 - 2.49 1 pint	52	2.48	2.49 - 2.99 1 pint	236	2.96	2.50 - 2.69 1 pint	220	2.67
Tomatoes, grape organic							3.00 1 pint	118	

Wtd Avg = Simple weighted average  
 Prices are in dollars per pound unless otherwise stated.



## Weekly Snapshot of Organic Retail Features

This supplemental report is a list of other organic items found in the retail ads of those stores surveyed as part of the National Fruit and Vegetable Report. The prices shown are the range of prices encountered and are not weighted average prices. Descriptions of the items are largely as shown in the retail ads. Prices are in dollars.

Item	Unit of Sale	Price range
Apples, Braeburn	3 pound bag	1.98
Apples, Cameo	3 pound bag	1.98
Apples, Fuji	Per pound	0.99 -1.99
Apples, Fuji	3 pound bag	1.98 -3.99
Apples, Gala	Per pound	0.99 -2.49
Apples, Gala	3 pound bag	1.98 -3.99
Apples, Golden Delicious	Per pound	0.99
Apples, Granny Smith	Per pound	0.97 -1.59
Apples, Granny Smith	3 pound bag	1.98 -3.99
Apples, Pink Lady	Per pound	1.99
Apples, Red Delicious	Per pound	0.99 -2.49
Apples, Red Delicious	3 count package	2.69
Avocados, Hass	Each	0.97 -1.50
Beans, Green, French Type	Per pound	2.99
Blueberries	6 ounce package	3.48
Broccoli	Per pound	0.98 -2.49
Broccoli, Baby Hybrid Type	Each	1.99
Carrots	Per bunch	1.49 -1.89
Carrots	Per pound	0.99 -1.49
Carrots	2 pound bag	2.99
Cauliflower	Each	2.99
Celery	Each	0.99 -1.99
Celery	16 ounce package	2.48
Celery	Per pound	0.69 -0.79
Celery Hearts	2 count package	1.98 -2.99
Celery Hearts	12 ounce package	2.00
Citrus, Miscellaneous, Satsuma	Per pound	1.89
Citrus, Miscellaneous, Satsuma	5 pound box	6.99 -11.99
Cranberries	8 ounce package	3.98
Cucumbers	Each	0.99
Grapefruit	Per pound	1.49
Herbs, Assorted Varieties	.66-.75 ounce package	1.67 -2.00
Kiwifruit	Each	0.33
Leeks	Per pound	1.49
Lemons	Each	0.59
Lettuce, Green or Red Leaf	Each	1.50 -1.69



## Weekly Snapshot of Organic Retail Features

This supplemental report is a list of other organic items found in the retail ads of those stores surveyed as part of the National Fruit and Vegetable Report. The prices shown are the range of prices encountered and are not weighted average prices. Descriptions of the items are largely as shown in the retail ads. Prices are in dollars.

Item	Unit of Sale	Price range
Lettuce, Iceberg	Each	1.48 -2.79
Lettuce, Romaine	Each	1.69
Lettuce, Romaine Baby	5 ounce package	2.50 -3.99
Lettuce, Romaine Baby	7 ounce package	3.49
Lettuce, Romaine Baby	11 ounce package	4.99 -5.99
Lettuce, Romaine Baby	16 ounce package	4.99 -6.99
Lettuce, Romaine Hearts	8 ounce package	2.48
Lettuce, Romaine Hearts	3 count package	3.49
Mangoes	Each	1.48 -1.50
Mushrooms, Whole White	8 ounce package	2.49 -2.99
Onions, Green	Per bunch	0.50
Onions, Green, Leeks	Per pound	1.49
Onions, Red Globe Type	Per pound	0.99
Onions, Red Globe Type	3 pound bag	2.99
Onions, Yellow	Per pound	0.99
Onions, Yellow	3 pound bag	1.99 -3.99
Oranges, Navel	Each	0.98 -1.50
Oranges, Navel	Per pound	0.69 -1.79
Oranges, Navel	4 pound bag	4.98
Pears, Bosc	Per pound	0.99
Pears, D'Anjou	Per pound	1.19 -1.79
Potatoes, Fingerling	Per pound	1.99
Potatoes, Round Red	Per pound	1.29
Potatoes, Round Red	3 pound bag	2.98
Potatoes, Russet	Per pound	0.89
Potatoes, Russet	5 pound bag	2.99 -4.29
Potatoes, Yellow Type	Per pound	1.29
Salad, Mixed Types	5-9 ounce package	1.98 -4.29
Salad, Mixed Types	11 ounce package	4.99 -5.99
Salad, Mixed Types	16 ounce package	3.99 -6.99
Spinach	16 ounce package	4.99
Spinach, Baby Type	5 ounce package	2.50 -3.99
Spinach, Baby Type	7 ounce package	3.49
Spinach, Baby Type	11 ounce package	4.99 -5.99
Spinach, Baby Type	16 ounce package	3.99 -6.99
Squash, Butternut	Per pound	0.79



## Weekly Snapshot of Organic Retail Features

This supplemental report is a list of other organic items found in the retail ads of those stores surveyed as part of the National Fruit and Vegetable Report. The prices shown are the range of prices encountered and are not weighted average prices. Descriptions of the items are largely as shown in the retail ads. Prices are in dollars.

Item	Unit of Sale	Price range
Sweet Potatoes	Per pound	0.89 -1.99
Sweet Potatoes	2 count package	2.49
Tomatoes, Cherry Type	Pint container	2.50
Tomatoes, Plum Type	Per pound	1.69
Tomatoes, Vine Ripes	Per pound	2.99 -3.49