



Agricultural Marketing Service

## Fruit and Vegetable Market News Branch

# National Fruit and Vegetable Retail Report

Websites: [www.marketnews.usda.gov/portal/fv](http://www.marketnews.usda.gov/portal/fv) and <http://www.ams.usda.gov/mnreports/fvwretail.pdf>

Volume IV– Number 07

Issued Weekly

Friday, February 19, 2010

### Advertised Prices for Fruits & Vegetables at Major Retail Supermarket Outlets 02/13 to 02/25<sup>1, 2</sup>

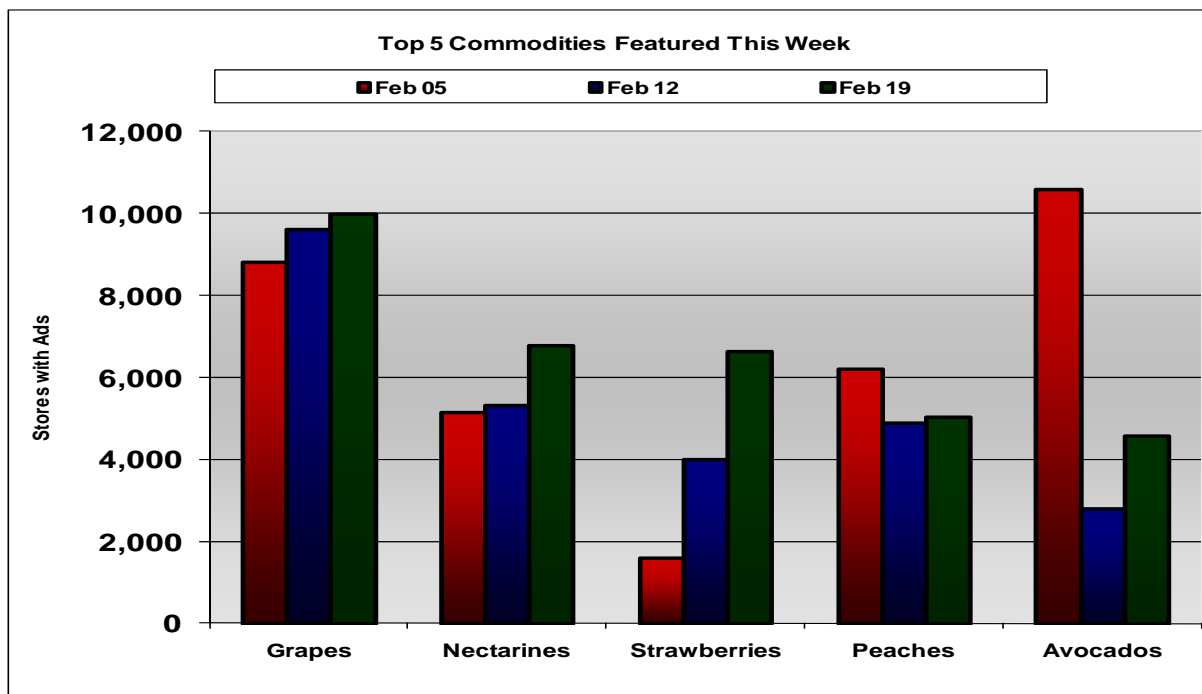
#### Savings in Focus

Lent began this week with its focus on seafood specials and savings. 10 for \$10, 5 for \$5 and buy-one-get-one free were commonly featured throughout the nation in both the produce and grocery departments. Floral departments had flowering spring bulbs featured widely.

Grapes, nectarines, strawberries, peaches and avocados were the top five fruit and the top five overall produce items this week. Asparagus, red bell peppers, zucchini squash, russet potatoes and cucumber were the top five vegetable items. The top five fruit items accounted for 54% of all fruit ads this week. Fruit ads were up 6% from the previous week. The top five vegetable ads accounted for 42% of all vegetable ads. Vegetables ads were down 1% from the previous week. Overall produce ads this week were up 3% from the previous week.

The major ad items in the **fruit** category this week that were higher in price than last year included strawberries, peaches and grapes all at 5% higher than last year with nectarines at 4% and naval oranges at 10%. Cantaloups were the lowest compared to last year at 11% lower, with red delicious apples at 8%, avocados at 6% and pineapple at 1% lower than last years price.

Of the **vegetable** items heavily advertised this week only asparagus was higher than the price last year by 7%. Russet potatoes in a 5 pound bag and zucchini squash were 14% and 2% lower respectively. As used here, major ad items are defined as being regularly surveyed produce items that were featured in 3,000+ stores for the week.

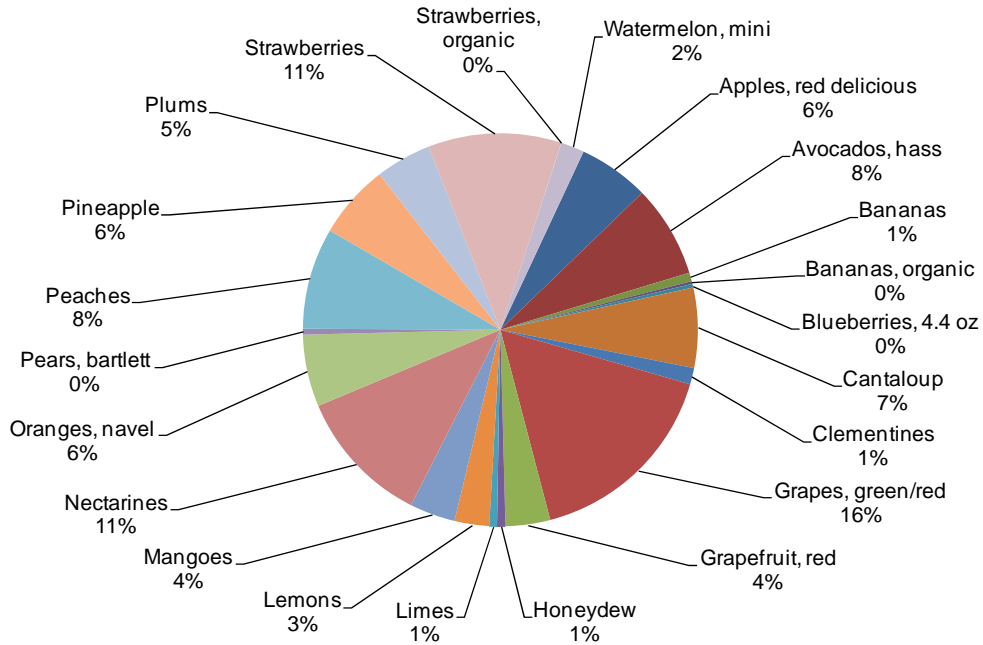


1 - Fruit and Vegetable Market News surveys more than 200 retailers, comprising roughly 17,000 individual stores, with online weekly advertised features.

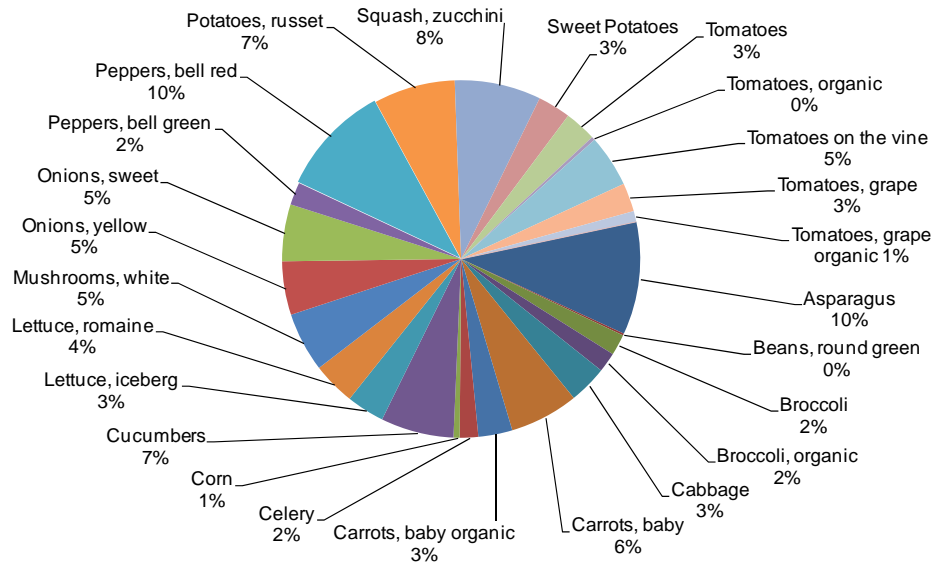
2 – Date range reflects one week of data collection ending on the report release date and encompasses ad pricing good from the Saturday before the report release date through the following Thursday.



**Fruits as Percentage of Total Fruit Ads  
February 19, 2010**



**Vegetables as Percentage of Total Vegetable Ads  
February 19, 2010**





NATIONAL SUMMARY

FRUIT	THIS WEEK		LAST WEEK		LAST YEAR		VEGETABLE	THIS WEEK		LAST WEEK		LAST YEAR	
	Stores with Ads	Wtd Avg Prices	Stores with Ads	Wtd Avg Prices	Stores with Ads	Wtd Avg Prices		Stores with Ads	Wtd Avg Prices	Stores with Ads	Wtd Avg Prices	Stores with Ads	Wtd Avg Prices
Apples, red delicious	3,538	1.12	2,317	1.10	3,319	1.21	Asparagus	4,446	2.41	9,087	2.03	6,468	2.24
Avocados, hass each	4,586	1.10	2,821	1.00	5,861	1.17	Beans, round green	76	1.99			155	1.62
Bananas	434	0.45	395	0.48	54	0.45	Broccoli per bunch	824	1.53	2,211	1.56	2,295	1.68
Bananas, organic	126	0.97	624	0.83	314	0.62	Broccoli, organic per bunch	781	2.62	47	2.43	437	2.15
Blueberries 4.4 oz	192	2.16	1,475	2.37			Cabbage	1,506	0.46	1,222	0.54	1,396	0.43
Cantaloup each	3,976	2.05	4,841	2.10	4,614	2.29	Carrots, baby 1 lb bag	2,712	1.30	1,549	1.36	3,294	1.30
Cherries			26	5.99			Carrots, baby organic 1 lb bag	1,343	1.63	2,579	1.80	2,329	1.74
Clementines 5lb pkg	820	6.06	808	6.99	1,876	5.41	Celery each	724	1.18	477	1.27	232	1.07
Grapes, green/red	9,989	1.68	9,624	1.85	10,677	1.61	Corn each	247	0.34	50	0.30	45	0.45
Grapefruit, red each	2,227	0.82	3,214	0.84	3,459	0.72	Cucumbers each	2,870	0.70	2,642	0.68	1,361	0.76
Honeydew each	419	2.50	700	3.24	95	3.89	Lettuce, iceberg each	1,496	0.86	1,673	0.94	631	0.83
Limes each	379	0.31	876	0.32	759	0.26	Lettuce, romaine each	1,692	1.03	1,098	1.14	454	1.05
Lemons each	1,727	0.51	950	0.60	1,618	0.31	Mushrooms, white 8 oz pkg	2,340	1.63	4,008	1.69	3,536	1.61
Mangoes each	2,283	1.15	4,710	1.14	1,259	1.36	Onions, yellow 3 lb bag	2,111	1.84	799	1.65	1,797	1.93
Nectarines, yellow flesh	6,796	1.89	5,341	2.04	6,927	1.81	Onions, sweet yellow	2,245	1.07	2,902	1.03	3,652	1.14
Oranges, navel each	3,592	0.72	2,335	0.63	2,749	0.65	Peppers, bell green each	886	0.63	216	0.75	938	0.88
Pears, bartlett	289	1.54			306	1.55	Peppers, bell green	9	0.98	66	1.36	1,780	1.62
Peaches, yellow flesh	5,047	1.94	4,898	2.00	7,579	1.85	Peppers, bell red each	2,352	1.05	2,721	1.23	1,270	1.13
Pineapple each	3,704	3.19	3,047	3.08	3,339	3.24	Peppers, bell red	2,051	2.40	3,797	2.18	2,031	2.22
Plums	2,778	2.08	3,447	2.06	4,789	1.75	Potatoes, russet 5 lb bag	3,206	1.93	2,020	2.06	3,122	2.25
Strawberries 1 lb pkg	6,638	2.58	4,011	2.87	6,350	2.46	Squash, zucchini	3,395	1.32	1,001	1.16	1,186	1.35
Strawberries, organic 1 lb pkg	8	4.99			307	4.20	Sweet potatoes	1,301	0.86	904	0.90	388	0.87
Watermelon, miniature each	1,167	3.15	669	3.25	1,159	3.50	Tomatoes	1,249	1.96	1,275	1.61	1,405	1.35
Watermelon, seedless each							Tomatoes, organic	140	1.65				
							Tomatoes on the vine	2,057	2.06	411	2.69	1,636	2.18
							Tomatoes, grape 1 pint	1,127	2.42	818	2.49	1,072	2.24
							Tomatoes, grape organic 1 pint	428	3.50	336	3.32	1,157	2.97

Selected Seasonal and Other Weekly Items

ITEM	THIS WEEK		LAST WEEK		ITEM	THIS WEEK		LAST WEEK	
	Stores with Ads	Wtd Avg Prices	Stores with Ads	Wtd Avg Prices		Stores with Ads	Wtd Avg Prices	Stores with Ads	Wtd Avg Prices
Blueberries 6 oz	1,447	2.65	3,116	2.61	Round Red Potatoes 5 lb bag	1,233	2.82	3,012	3.01
Blackberries 6 oz	290	2.76			Navel Oranges per lb	3,994	0.81	3,295	1.02
Carrots, baby 2 lb bag	1,034	2.70	1,470	2.25	D'Anjou Pears per lb	4,901	1.23	5,409	1.15
Russet Potatoes per lb	1,618	0.77	1,253	0.73	Gala Apples per lb	360	1.15	1,893	1.31
Russet Potatoes 10 lb bag	2,111	2.31	1,050	2.12	Blueberries 1 pint	319	3.59	1,370	3.31

Wtd Avg = Simple weighted average  
 Prices are in dollars per pound unless otherwise stated.



Fruit and Vegetable Retail Report VOL. IV – No. 07

Page 4

Week of Friday, February 19, 2010

Region	NORTHEAST U.S.			SOUTHEAST U.S.			MIDWEST U.S.		
States	(CT,DE,MA,MD,ME,NH,NJ,NY,PA,RI,VT)			(AL,FL,GA,MS,NC,SC,TN,VA,WV)			(IA,IL,IN,KY,M,MI,ND,NE,OH,SD,WI)		
Fruit	Price Range	Stores with Ads	Wtd. Avg	Price Range	Stores with Ads	Wtd. Avg	Price Range	Stores with Ads	Wtd. Avg
Apples, red delicious	0.88 - 1.59	882	1.23	0.78 - 1.68	946	0.99	1.18 - 1.49	852	1.26
Avocados, hass	0.89 - 1.50 each	1,495	1.19	0.99 - 1.67 each	830	1.28	0.98 - 1.50 each	450	1.07
Bananas	0.25	49	0.25	0.39 - 0.49	88	0.49	0.39	13	0.39
Bananas, organic	0.89 - 0.99	119	0.98						
Blueberries	2.00 4.4 oz	99	2.00				1.99 - 2.50 4.4 oz	82	2.30
Cantaloup	0.99 - 2.99 each	2,121	2.26	0.99 - 2.99 each	636	1.96	1.48 - 2.50 each	280	1.95
Cherries									
Clementines	5.99 - 6.99 5lb container	92	6.27	5.99 - 7.99 5lb container	227	6.10	5.88 - 7.99 5lb container	111	7.72
Grapes, green/red	0.88 - 2.59	2,434	1.77	0.88 - 2.49	3,610	1.50	0.97 - 1.99	691	1.51
Grapefruit, red	0.33 - 1.66 each	976	0.96	0.60 - 1.25 each	538	0.88	0.32 each	14	0.32
Honeydew	1.99 - 2.99 each	384	2.42	2.50 each	2	2.50	3.50 each	33	3.50
Limes	0.33 - 0.34 each	251	0.34	0.34 each	12	0.34	0.49 each	32	0.49
Lemons	0.25 - 0.67 each	1,188	0.53	0.45 - 0.99 each	79	0.64	0.34 - 0.50 each	204	0.46
Mangoes	0.99 - 1.66 each	1,101	1.23	0.88 - 1.50 each	422	1.16	0.99 each	142	0.99
Nectarines	0.99 - 2.79	1,712	2.02	0.99 - 2.79	2,984	1.96	0.99 - 1.99	1,227	1.61
Oranges, navel	0.20 - 1.00 each	1,982	0.86	0.33 - 1.00 each	952	0.64	0.32 - 0.79 each	261	0.67
Pears, bartlett	1.49 - 1.59	229	1.53	1.59	34	1.59			
Peaches	0.99 - 2.79	1,445	1.98	0.99 - 2.79	1,835	2.07	0.99 - 1.99	1,090	1.58
Pineapple	1.98 - 3.99 each	1,153	3.05	1.99 - 3.99 each	680	3.16	1.99 - 3.99 each	986	3.11
Plums	1.49 - 2.79	1,029	2.03	1.48 - 2.79	601	2.35	1.48 - 2.89	664	1.84
Strawberries	1.88 - 3.99 16 oz pkg	965	3.01	0.99 - 3.50 16 oz pkg	3,489	2.43	1.98 - 3.99 16 oz pkg	865	2.35
Strawberries, organic									
Watermelon, miniature				2.99 - 3.99 each	210	3.60	3.69 each	248	3.69
Watermelon, seedless									

Wtd Avg = Simple weighted average

Prices are in dollars per pound unless otherwise stated.



Region	SOUTHCENTRAL U.S.				SOUTHWEST U.S.				NORTHWEST U.S.			
States	(AR,CO,KS,LA,MO,NM,OK,TX)				(AZ,CA,NV,UT)				(ID,MT,OR,WA,WY)			
Fruit	Price Range	Stores with Ads	Wtd. Avg	Price Range	Stores with Ads	Wtd. Avg	Price Range	Stores with Ads	Wtd. Avg			
Apples, red delicious	0.79 - 1.28	175	0.98	0.50 - 1.29	457	1.05	0.88 - 0.99	226	0.99			
Avocados, hass	0.33 - 1.29 each	368	0.89	0.20 - 1.69 each	1,317	0.96	0.69 - 1.50 each	126	0.96			
Bananas				0.39 - 0.69	208	0.44	0.59	76	0.59			
Bananas, organic				0.79	7	0.79						
Blueberries							2.50 4.4 oz	11	2.50			
Cantaloup	1.25 - 2.50 each	196	1.74	0.98 - 2.50 each	743	1.64						
Cherries												
Clementines	5.88 - 7.99 5lb container	84	7.26	4.99 - 5.97 5lb container	306	5.02						
Grapes, green/red	0.97 - 2.69	797	1.89	0.87 - 2.99	2,063	1.80	0.99 - 2.49	394	2.09			
Grapefruit, red	0.13 - 1.00 each	66	0.50	0.13 - 0.99 each	593	0.60	0.33 - 0.50 each	40	0.47			
Honeydew												
Limes	0.13 each	84	0.13									
Lemons				0.24 - 0.50 each	207	0.44	0.33 each	49	0.33			
Mangoes	0.88 - 1.00 each	164	0.99	0.88 - 0.99 each	360	0.98	0.99 - 1.50 each	94	1.41			
Nectarines	0.97 - 2.99	101	2.10	0.97 - 1.99	526	1.46	1.48 - 2.49	246	2.36			
Oranges, navel	0.10 - 0.50 each	290	0.17	0.33 - 0.39 each	107	0.38						
Pears, bartlett	1.49	15	1.49	1.49	11	1.49						
Peaches	0.97 - 2.99	185	2.05	0.97 - 2.49	267	1.72	1.98 - 2.49	225	2.44			
Pineapple	2.50 - 3.99 each	59	3.36	2.48 - 3.99 each	597	3.67	2.98 - 3.99 each	229	3.06			
Plums	1.48 - 2.99	96	2.16	1.77 - 2.49	174	1.93	1.98 - 2.49	214	2.46			
Strawberries	2.48 - 3.99 16 oz pkg	459	3.15	1.88 - 3.50 16 oz pkg	710	2.55	2.50 - 3.99 16 oz pkg	150	2.79			
Strawberries, organic				4.99 16 oz pkg	8	4.99						
Watermelon, miniature				1.88 - 3.99 each	668	2.81	3.00 each	41	3.00			
Watermelon, seedless												

Wtd Avg = Simple weighted average

Prices are in dollars per pound unless otherwise stated.



Region	NORTHEAST U.S.			SOUTHEAST U.S.			MIDWEST U.S.		
States	(CT,DE,MA,MD,ME,NH,NJ,NY,PA,RI,VT)			(AL,FL,GA,MS,NC,SC,TN,VA,WV)			(IA,IL,IN,KY,M,MI,ND,NE,OH,SD,WI)		
Vegetable	Price Range	Stores with Ads	Wtd. Avg	Price Range	Stores with Ads	Wtd. Avg	Price Range	Stores with Ads	Wtd. Avg
Asparagus	1.99 - 3.79	1,683	2.83	1.77 - 3.79	614	2.69	1.48 - 2.99	1,148	2.04
Beans, round green									
Broccoli	1.50 per bunch	73	1.50	0.99 - 2.00 per bunch	412	1.68	1.29 - 1.67 per bunch	235	1.34
Broccoli, organic	2.59 - 2.99 per bunch	580	2.78	2.99 per bunch	23	2.99	2.49 per bunch	31	2.49
Cabbage	0.59	72	0.59	0.29 - 0.59	769	0.49	0.59	20	0.59
Carrots, baby	0.99 - 1.50 1 lb bag	1,046	1.43	0.99 - 1.69 1 lb bag	313	1.51	0.99 - 1.69 1 lb bag	450	1.17
Carrots, baby organic	1.50 - 2.00 1lb bag	637	1.75	1.50 - 1.69 1lb bag	89	1.68	1.50 1lb bag	513	1.50
Celery	0.99 - 1.88 each	183	1.56	0.99 - 1.29 each	383	1.12	1.00 each	63	1.00
Corn									
Cucumbers	0.33 - 0.75 each	953	0.69	0.50 - 0.67 each	203	0.58	0.49 - 0.88 each	698	0.63
Lettuce, iceberg	0.79 - 0.99 each	308	0.89	0.69 - 1.50 each	182	1.08	0.50 - 1.29 each	423	0.95
Lettuce, romaine	0.99 each	176	0.99				1.29 each	99	1.29
Mushrooms, white	1.50 - 2.00 8 oz pkg	585	1.81	1.00 - 2.00 8 oz pkg	743	1.62	1.50 - 1.88 8 oz pkg	418	1.65
Onions, yellow	1.48 - 1.99 3 lb bag	292	1.80	1.69 - 2.50 3 lb bag	715	2.30	1.39 3 lb bag	47	1.39
Onions, sweet yellow	0.99 - 1.69	508	1.34	0.86 - 1.69	1,181	1.02	0.77 - 0.99	124	0.94
Peppers, bell green				0.50 - 0.65 each	84	0.63	0.50 - 0.88 each	131	0.79
Peppers, bell green	0.98	9	0.98						
Peppers, bell red				0.88 - 1.50 each	398	1.38	0.88 - 0.99 each	127	0.91
Peppers, bell red	1.49 - 3.99	1,439	2.38	2.49 - 2.99	201	2.82	1.88 - 2.99	404	2.29
Potatoes, russet	1.49 - 3.99 5 lb bag	1,079	2.18	1.50 - 3.00 5 lb bag	966	2.24	0.98 - 2.00 5 lb bag	112	1.69
Squash, zucchini	1.29 - 1.79	869	1.50	0.99 - 1.79	1,336	1.49	1.49 - 1.69	52	1.61
Sweet potatoes	0.79 - 1.00	901	0.91	0.68 - 0.79	242	0.68	0.69	66	0.69
Tomatoes	1.99 - 2.99	738	2.59	0.98 - 1.68	136	1.31	1.28 - 1.47	58	1.37
Tomatoes, organic							1.19 - 1.69	132	1.57
Tomatoes on the vine	1.77 - 2.99	726	1.89	1.49 - 2.69	761	2.32	1.48 - 2.79	457	1.83
Tomatoes, grape	1.50 - 2.99 1 pint	492	2.30	2.69 1 pint	67	2.69	1.50 - 2.78 1 pint	235	2.28
Tomatoes, grape organic	2.99 - 3.99 1 pint	393	3.51	3.49 1 pint	2	3.49			

Wtd Avg = Simple weighted average  
 Prices are in dollars per pound unless otherwise stated.



Region	SOUTH CENTRAL U.S.			SOUTHWEST U.S.			NORTHWEST U.S.		
States	(AR,CO,KS,LA,MO,NM,OK,TX)			(AZ,CA,NV,UT)			(ID,MT,OR,WA,WY)		
Vegetable	Price Range	Stores with Ads	Wtd. Avg	Price Range	Stores with Ads	Wtd. Avg	Price Range	Stores with Ads	Wtd. Avg
Asparagus	0.97 - 1.99	189	1.33	0.97 - 2.99	390	1.85	1.28 - 2.99	422	2.27
Beans, round green							1.99	76	1.99
Broccoli	1.50 per bunch	48	1.50	0.99 - 1.50 per bunch	56	1.35			
Broccoli, organic				1.49 - 1.99 per bunch	147	1.97			
Cabbage	0.49	52	0.49	0.16 - 0.59	453	0.37	0.33 - 0.49	140	0.48
Carrots, baby	1.00 - 1.50 1 lb bag	239	1.22	0.97 - 1.50 1 lb bag	491	1.16	0.99 - 1.50 1 lb bag	173	1.04
Carrots, baby organic	1.50 1 lb bag	83	1.50				1.50 1lb bag	21	1.50
Celery	0.88 each	15	0.88	0.50 - 0.99 each	80	0.81			
Corn	0.33 each	5	0.33	0.33 - 0.49 each	242	0.34			
Cucumbers	0.50 - 0.69 each	122	0.68	0.25 - 0.79 each	397	0.69	0.50 - 0.99 each	497	0.86
Lettuce, iceberg	0.68 - 0.98 each	322	0.84	0.25 - 0.99 each	214	0.51	0.77 - 0.88 each	47	0.80
Lettuce, romaine	0.77 - 1.49 each	271	0.95	0.49 - 1.49 each	1,119	1.02	0.99 - 1.49 each	27	1.29
Mushrooms, white	1.00 - 1.66 8 oz pkg	74	1.46	0.99 - 2.00 8 oz pkg	392	1.38	0.99 - 1.77 8 oz pkg	128	1.62
Onions, yellow	1.66 - 1.89 3 lb bag	76	1.73	0.99 - 1.99 3 lb bag	863	1.62	1.00 3 lb bag	118	1.00
Onions, sweet yellow	0.79 - 1.00	111	0.92	0.69 - 1.00	309	0.91	0.99	12	0.99
Peppers, bell green	0.39 - 0.55 each	386	0.52	0.43 - 0.79 each	285	0.72			
Peppers, bell green									
Peppers, bell red	0.50 - 1.50 each	295	1.05	0.49 - 1.29 each	1,311	0.98	0.99 each	221	0.99
Peppers, bell red				1.69	7	1.69			
Potatoes, russet	1.18 - 1.99 5 lb bag	299	1.89	0.68 - 1.99 5 lb bag	595	1.28	0.99 5 lb bag	155	0.99
Squash, zucchini	0.88 - 1.00	83	0.93	0.50 - 1.29	725	0.96	0.79 - 1.19	330	1.00
Sweet potatoes				0.50	14	0.50	0.99	78	0.99
Tomatoes	0.69 - 0.99	59	0.84	0.33 - 1.99	246	0.87	1.39	12	1.39
Tomatoes, organic							2.99	8	2.99
Tomatoes on the vine	2.69	52	2.69	1.49 - 1.99	33	1.86	1.49 - 1.98	28	1.70
Tomatoes, grape	2.00 1 pint	15	2.00	2.00 - 2.69 1 pint	70	2.18	1.77 - 2.99 1 pint	248	2.80
Tomatoes, grape organic				3.29 1 pint	33	3.29			

Wtd Avg = Simple weighted average

Prices are in dollars per pound unless otherwise stated.



## Weekly Snapshot of Organic Retail Features

This supplemental report is a list of other organic items found in the retail ads of those stores surveyed as part of the National Fruit and Vegetable Report. The prices shown are the range of prices encountered and are not weighted average prices. Descriptions of the items are largely as shown in the retail ads. Prices are in dollars.

Item	Unit of Sale	Price range
Apples, Braeburn	Per pound	0.49 -1.49
Apples, Braeburn	3 pound bag	3.99
Apples, Fuji	Per pound	0.99 -1.99
Apples, Gala	Per pound	1.17 -2.49
Apples, Golden Delicious	Per pound	1.29 -1.49
Apples, Golden Delicious	3 pound bag	3.99
Apples, Granny Smith	Per pound	1.29
Apples, Granny Smith	3 pound bag	3.99
Apples, Pink Lady	3 pound bag	3.48
Apples, Red Delicious	Per pound	1.18 -2.49
Apples, Red Delicious	3 pound bag	3.99
Avocados, Hass	Each	0.99 -1.50
Bananas	Per pound	0.68 -0.79
Blueberries	4.4 ounce package	2.99 -3.29
Blueberries	6 ounce package	2.88 -3.99
Blueberries	10 ounce package	2.99
Broccoli	Per pound	1.19 -2.29
Broccoli, Baby Hybrid Type	Per bunch	1.99
Cabbage	Each	0.98 -0.99
Carrots, Bunched with Tops	Each	1.29 -2.48
Carrots, Whole, Loose	Per pound	0.79 -1.99
Cauliflower	Per pound	1.29 -1.99
Celery	Each	1.49 -2.49
Celery Hearts	2 count package	2.00
Grapefruit	Each	1.79
Herbs, Assorted Varieties	.75 ounce package	1.67
Kiwifruit	Each	0.49
Kiwifruit	Per pound	0.33
Leeks	Per pound	2.49
Lemons	Each	0.75
Lemons, Meyer	Per pound	2.49
Lettuce, Iceberg	Each	1.49
Lettuce, Leaf, Red or Green	Each	0.99 -1.50
Lettuce, Romaine	Each	0.99 -1.99
Lettuce, Romaine Hearts	3 count package	1.98 -2.99
Mangoes	Each	1.25 -2.00



## Weekly Snapshot of Organic Retail Features

This supplemental report is a list of other organic items found in the retail ads of those stores surveyed as part of the National Fruit and Vegetable Report. The prices shown are the range of prices encountered and are not weighted average prices. Descriptions of the items are largely as shown in the retail ads. Prices are in dollars.

Item	Unit of Sale	Price range
Mushrooms, Whole, White	8 ounce package	2.49 -2.99
Onions, Green	Per bunch	0.69 -1.79
Onions, Green	5.5 ounce package	1.00
Onions, Yellow	Per pound	0.69
Onions, Yellow	3 pound bag	1.98 -3.99
Oranges, Blood	Per pound	1.79
Oranges, Navel	Per pound	0.69 -1.29
Oranges, Navel	Each	1.00 -1.29
Pears, Bosc	Per pound	0.99
Pears, D'Anjou	Per pound	0.99 -2.49
Peppers, Bell, Red	Per pound	2.99 -3.99
Peppers, Bell, Yellow	Per pound	2.99
Pineapple	Each	3.99
Potatoes, Russet	3 pound bag	1.50 -1.99
Potatoes, Russet	5 pound bag	2.50 -3.99
Salad, Mixed Types	5-9 ounce package	2.50 -4.49
Salad, Mixed Types	16 ounce package	3.97 -5.99
Salad, Mixed Types	10-12 ounce package	2.50 -3.99
Spinach, Baby Type	5 ounce package	2.99
Spinach, Baby Type	10-12 ounce package	3.99
Spinach, Baby Type	16 ounce package	3.97 -4.97
Squash, Butternut	Per pound	0.99
Sweet Potatoes	Per pound	1.49 -1.99
Swiss Chard, Red, Green, or Rainbow	Per bunch	0.99 -1.50
Tomatoes, Cherry	Per pint	2.99
Tomatoes, Plum Type	Per pound	1.00
Tomatoes, Roma	Per pound	1.00