



Agricultural Marketing Service

Fruit and Vegetable Market News Branch

National Fruit and Vegetable Retail Report

Websites: www.marketnews.usda.gov/portal/fv and <http://www.ams.usda.gov/mnreports/fvwretail.pdf>

Volume IV– Number 09

Issued Weekly

Friday, March 5, 2010

Advertised Prices for Fruits & Vegetables at Major Retail Supermarket Outlets 02/27 to 03/11^{1, 2}

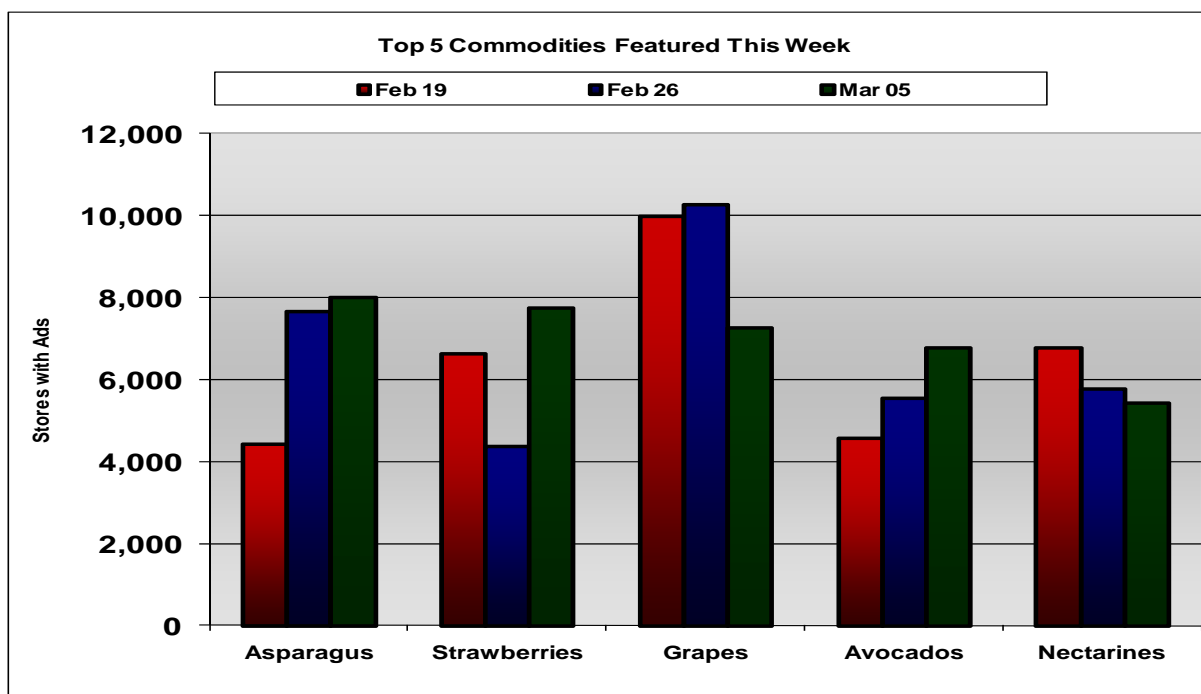
Spring Brings Lack of Focus

Retail ads were mixed this week. Early St. Patrick’s Day ads, especially in the floral and bakery departments, were scattered throughout the nation. Lent seafood specials continued this week, along with many retailers featuring sales on meat. March as National Frozen Foods month was also featured by some smaller chains. Buy-one-get-one free, 10 for \$10 and 5 for \$5 were commonly featured. Floral departments featured spring bulbs and arrangements along with clover for the upcoming holiday.

Asparagus, strawberries, grapes, avocados and nectarines, were the top five overall produce items this week. Baby carrots, 5 pound russet potatoes, mushrooms, and tomatoes on-the-vine rounded out the top five vegetable items while pineapple completed the top five fruit. The top five fruit items accounted for 53% of all fruit ads this week. Fruit ads were down 1% from the previous week. The top five vegetable ads accounted for 45% of all vegetable ads. Vegetables ads were up 9% from the previous week. Overall produce ads this week were up 3% from the previous week.

The major ad items in the **fruit** category this week that were lower in price than last year included pineapple at 10% and avocados at 13%. Cantaloups were the highest compared to last year at 13% higher, grapes were 10% higher, with peaches at 8%, nectarines at 6%, and strawberries at 5% higher than last year.

Of the **vegetable** items heavily advertised this week only tomatoes on-the-vine were higher than the price last year by 19%. Mushrooms and russet potatoes in a 5 lb bag were 8% lower than last year while asparagus was 3% lower. Baby carrots were unchanged from last year’s price. As used here, major ad items are defined as being regularly surveyed produce items that were featured in 3,000+ stores for the week.

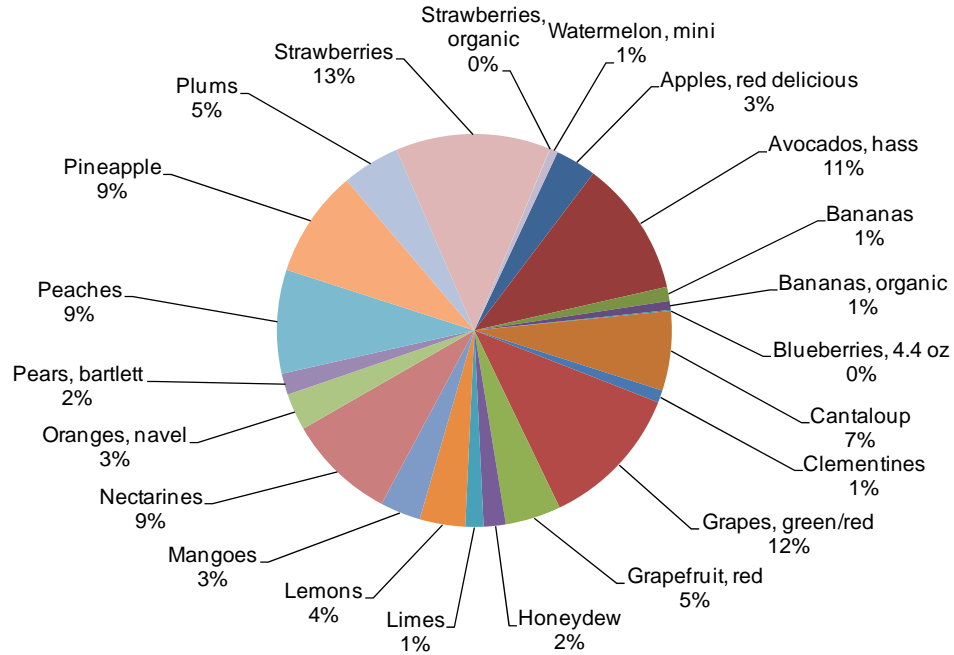


1 - Fruit and Vegetable Market News surveys more than 200 retailers, comprising roughly 17,000 individual stores, with online weekly advertised features.

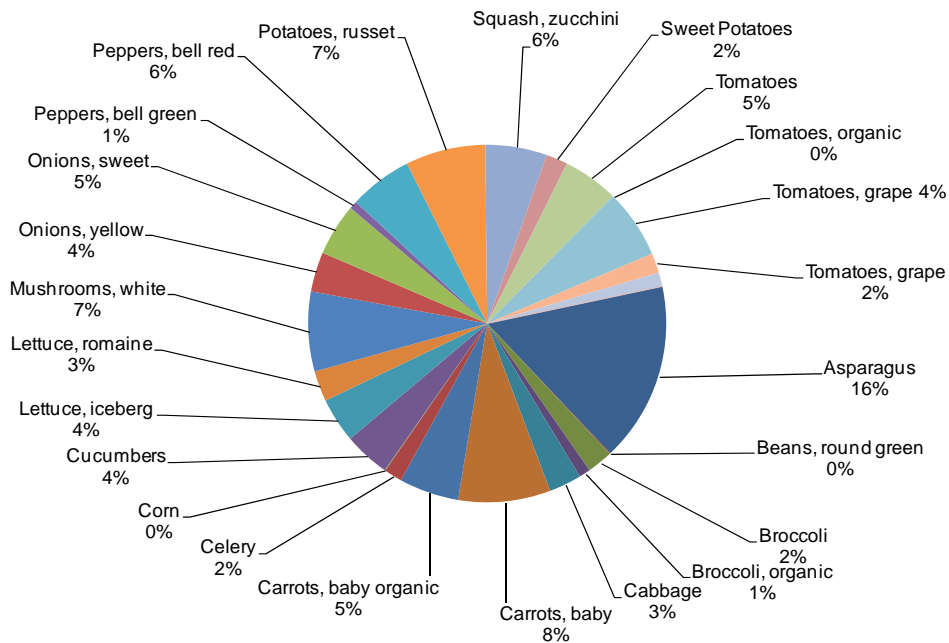
2 – Date range reflects one week of data collection ending on the report release date and encompasses ad pricing good from the Saturday before the report release date through the following Thursday.



Fruits as Percentage of Total Fruit Ads March 5, 2010



Vegetables as Percentage of Total Vegetable Ads March 5, 2010





NATIONAL SUMMARY

FRUIT	THIS WEEK		LAST WEEK		LAST YEAR		VEGETABLE	THIS WEEK		LAST WEEK		LAST YEAR	
	Stores with Ads	Wtd Avg Prices	Stores with Ads	Wtd Avg Prices	Stores with Ads	Wtd Avg Prices		Stores with Ads	Wtd Avg Prices	Stores with Ads	Wtd Avg Prices	Stores with Ads	Wtd Avg Prices
Apples, red delicious	2,054	1.04	3,312	1.01	1,849	1.26	Asparagus	8,009	2.22	7,685	2.48	4,854	2.30
Avocados, hass each	6,801	1.08	5,543	1.00	4,670	1.25	Beans, round green	43	1.45			134	1.99
Bananas	711	0.45	686	0.49	583	0.49	Broccoli per bunch	1,133	1.67	2,907	1.76	1,088	1.82
Bananas, organic	440	0.84	741	0.87	894	0.86	Broccoli, organic per bunch	498	2.29	327	2.09	654	2.28
Blueberries 4.4 oz	60	3.13	175	3.00	565	2.89	Cabbage	1,457	0.38	834	0.40	2,110	0.50
Cantaloup each	3,976	2.23	4,217	2.05	6,100	1.97	Carrots, baby 1 lb bag	4,097	1.42	2,766	1.39	1,924	1.42
Cherries							Carrots, baby organic 1 lb bag	2,658	1.76	1,443	1.67	1,349	1.58
Clementines 5lb pkg	619	5.38	1,337	6.02	1,370	6.52	Celery each	809	1.16	848	1.28	900	1.65
Grapes, green/red	7,281	1.80	10,284	1.62	8,627	1.64	Corn each	29	0.33	135	1.00	88	0.42
Grapefruit, red each	2,792	0.73	2,254	0.73	4,014	0.78	Cucumbers each	2,051	0.71	2,524	0.62	1,943	0.76
Honeydew each	1,108	3.03	912	3.58	1,282	3.23	Lettuce, iceberg each	1,995	0.87	1,551	0.92	1,479	0.96
Limes each	908	0.50	301	0.35	2,557	0.35	Lettuce, romaine each	1,361	1.12	643	1.16	830	1.20
Lemons each	2,285	0.47	1,657	0.60	2,940	0.45	Mushrooms, white 8 oz pkg	3,551	1.57	3,956	1.69	3,583	1.72
Mangoes each	2,029	1.14	4,343	1.06	1,108	1.28	Onions, yellow 3 lb bag	1,769	1.70	1,810	1.76	1,619	1.79
Nectarines, yellow flesh	5,430	1.92	5,799	1.97	3,520	1.82	Onions, sweet yellow	2,319	1.06	1,322	1.25	3,692	1.08
Oranges, navel each	1,846	0.69	2,383	0.63	3,033	0.55	Peppers, bell green each	198	0.65	721	0.89	1,613	0.86
Pears, bartlett	1,070	1.54			1,697	1.51	Peppers, bell green	156	1.67	40	1.28	408	1.38
Peaches, yellow flesh	5,193	1.95	5,364	2.00	3,159	1.80	Peppers, bell red each	1,083	1.28	2,766	1.40	2,113	1.07
Pineapple each	5,388	3.01	4,066	2.98	2,116	3.34	Peppers, bell red	1,728	2.56	2,080	2.22	1,789	1.93
Plums	2,903	1.92	3,328	2.05	2,249	1.74	Potatoes, russet 5 lb bag	3,558	2.06	2,293	2.09	1,080	2.24
Strawberries 1 lb pkg	7,766	2.25	4,387	2.50	5,979	2.14	Squash, zucchini	2,737	1.33	1,822	1.20	2,688	1.11
Strawberries, organic 1 lb pkg	16	2.99	85	3.88	17	3.49	Sweet potatoes	965	0.80	1,841	0.88	780	0.94
Watermelon, miniature each	402	2.73	648	3.75	3,182	3.21	Tomatoes	2,484	1.98	860	1.64	1,301	1.29
Watermelon, seedless each					20	2.99	Tomatoes, organic	8	2.99	115	2.52		
							Tomatoes on the vine	3,057	2.50	1,741	2.41	5,020	2.10
							Tomatoes, grape 1 pint	881	2.21	1,741	2.51	2,452	2.21
							Tomatoes, grape organic 1 pint	622	3.04	532	3.42	578	2.88

Selected Seasonal and Other Weekly Items

ITEM	THIS WEEK		LAST WEEK		ITEM	THIS WEEK		LAST WEEK	
	Stores with Ads	Wtd Avg Prices	Stores with Ads	Wtd Avg Prices		Stores with Ads	Wtd Avg Prices	Stores with Ads	Wtd Avg Prices
Blueberries 6 oz	1,979	2.77	641	2.86	Round Red Potatoes 5 lb bag	906	2.84	2,006	2.82
Blackberries 6 oz	1,131	2.95	1,029	2.73	Navel Oranges per lb	3,264	0.84	3,892	0.88
Carrots, baby 2 lb bag	921	2.66	2,079	2.35	D'Anjou Pears per lb	4,229	1.22	4,238	1.27
Russet Potatoes per lb	2,983	0.70	1,544	0.69	Gala Apples per lb	1,086	1.46	564	1.39
Russet Potatoes 10 lb bag	1,456	2.58	1,256	2.16	Blueberries 1 pint	140	3.99		

Wtd Avg = Simple weighted average
 Prices are in dollars per pound unless otherwise stated.



Fruit and Vegetable Retail Report VOL. IV – No. 09

Page 4

Week of Friday, March 5, 2010

Region	NORTHEAST U.S.			SOUTHEAST U.S.			MIDWEST U.S.		
States	(CT,DE,MA,MD,ME,NH,NJ,NY,PA,RI,VT)			(AL,FL,GA,MS,NC,SC,TN,VA,WV)			(IA,IL,IN,KY,M,MI,ND,NE,OH,SD,WI)		
Fruit	Price Range	Stores with Ads	Wtd. Avg	Price Range	Stores with Ads	Wtd. Avg	Price Range	Stores with Ads	Wtd. Avg
Apples, red delicious	0.98 - 1.49	747	1.22	0.88 - 1.68	77	1.46	1.00 - 1.29	101	1.13
Avocados, hass	0.89 - 1.50 each	2,244	1.10	1.00 - 1.50 each	1,702	1.23	0.99 - 1.29 each	587	1.01
Bananas	0.49	235	0.49	0.39 - 0.50	51	0.48	0.38	184	0.38
Bananas, organic	0.79 - 0.89	293	0.84						
Blueberries									
Cantaloup	0.97 - 2.99 each	1,843	2.30	0.98 - 2.99 each	1,065	2.29	1.88 - 2.79 each	462	2.57
Cherries									
Clementines							5.99 - 6.99 5lb container	333	6.23
Grapes, green/red	0.98 - 2.99	1,858	1.74	0.99 - 2.79	1,771	1.77	0.97 - 2.49	1,309	1.53
Grapefruit, red	0.33 - 1.00 each	1,356	0.82	0.50 - 1.00 each	353	0.74	0.50 - 0.88 each	311	0.77
Honeydew	2.50 - 3.99 each	359	3.24	2.50 - 3.99 each	542	2.73	3.49 each	32	3.49
Limes	0.50 - 0.69 each	360	0.55	0.58 - 0.69 each	49	0.58	0.69 each	110	0.69
Lemons	0.25 - 0.69 each	882	0.48	0.58 - 0.69 each	116	0.63	0.49 - 0.69 each	304	0.57
Mangoes	0.99 - 1.50 each	1,285	1.20	0.88 - 1.25 each	237	1.01	0.97 - 1.00 each	247	1.00
Nectarines	1.79 - 2.49	1,450	2.04	0.67 2.49	1,850	1.96	1.28 - 2.99	737	1.70
Oranges, navel	0.34 - 1.00 each	1,066	0.79	0.34 - 1.00 each	175	0.68	0.20 - 1.00 each	447	0.50
Pears, bartlett	0.98 - 1.69	740	1.53	1.59	217	1.59	1.49	96	1.49
Peaches	0.99 - 2.49	1,324	2.01	0.99 - 2.49	1,820	2.02	1.28 - 2.99	737	1.70
Pineapple	2.49 - 3.99 each	1,534	2.96	2.49 - 3.99 each	2,139	2.94	2.00 - 3.99 each	530	3.37
Plums	1.68 - 2.49	1,027	2.05	1.49 - 2.49	571	2.17	1.28 - 2.99	737	1.70
Strawberries	1.99 - 3.99 16 oz pkg	1,395	2.39	1.66 - 3.50 16 oz pkg	3,263	2.05	1.88 - 3.50 16 oz pkg	403	2.44
Strawberries, organic									
Watermelon, miniature							2.50 - 3.99 each	247	3.08
Watermelon, seedless									

Wtd Avg = Simple weighted average

Prices are in dollars per pound unless otherwise stated.



Region	SOUTHCENTRAL U.S.				SOUTHWEST U.S.				NORTHWEST U.S.			
States	(AR,CO,KS,LA,MO,NM,OK,TX)				(AZ,CA,NV,UT)				(ID,MT,OR,WA,WY)			
Fruit	Price Range	Stores with Ads	Wtd. Avg	Price Range	Stores with Ads	Wtd. Avg	Price Range	Stores with Ads	Wtd. Avg			
Apples, red delicious	0.77 - 1.09	167	0.95	0.33 - 1.49	715	0.93	0.48 - 1.09	247	0.70			
Avocados, hass	0.33 - 1.25 each	851	0.95	0.20 - 1.25 each	1,007	0.92	0.78 - 2.00 each	410	1.13			
Bananas				0.33 - 0.59	94	0.40	0.38 - 0.59	147	0.52			
Bananas, organic	0.89	79	0.89	0.79	8	0.79	0.79	60	0.79			
Blueberries	3.00 4.4 oz	52	3.00	3.99 4.4 oz	8	3.99						
Cantaloup	1.00 - 2.50 each	581	1.64	2.00 each	9	2.00	2.50 each	16	2.50			
Cherries												
Clementines				3.97 5lb container	247	3.97	6.99 5lb container	39	6.99			
Grapes, green/red	1.28 - 1.99	1,200	1.81	1.50 - 2.49	724	2.17	1.59 - 2.99	419	2.43			
Grapefruit, red	0.25 - 1.00 each	234	0.47	0.25 - 0.57 each	73	0.33	0.33 - 0.79 each	465	0.61			
Honeydew	2.50 - 3.89 each	175	3.45									
Limes	0.13 each	212	0.13				0.33 - 0.69 each	177	0.68			
Lemons	0.13 - 0.50 each	421	0.27	0.33 - 0.50 each	370	0.45	0.50 - 0.69 each	192	0.67			
Mangoes	0.50 - 1.29 each	197	1.01	0.50 - 0.99 each	19	0.71	1.50 each	44	1.50			
Nectarines	0.98 - 2.50	451	1.93	0.79 - 2.69	867	1.83	1.49 - 1.99	75	1.92			
Oranges, navel	0.14 - 1.00 each	158	0.53									
Pears, bartlett				1.37 - 1.49	17	1.43						
Peaches	0.98 - 2.50	409	1.98	0.99 - 2.69	828	1.87	1.49 - 1.99	75	1.92			
Pineapple	1.97 - 3.99 each	732	2.89	1.99 - 3.99 each	278	3.36	1.98 - 3.99 each	175	3.11			
Plums	1.25 - 2.50	327	1.80	0.99 - 1.49	190	1.42	1.98 - 2.49	51	2.37			
Strawberries	1.77 - 3.79 16 oz pkg	1,171	2.81	1.50 - 3.49 16 oz pkg	1,346	1.99	1.96 - 3.49 16 oz pkg	188	2.76			
Strawberries, organic				2.99 16 oz pkg	16	2.99						
Watermelon, miniature	2.98 each	31	2.98	1.98 - 2.00 each	124	1.98						
Watermelon, seedless												

Wtd Avg = Simple weighted average

Prices are in dollars per pound unless otherwise stated.



Region	NORTHEAST U.S.			SOUTHEAST U.S.			MIDWEST U.S.		
States	(CT,DE,MA,MD,ME,NH,NJ,NY,PA,RI,VT)			(AL,FL,GA,MS,NC,SC,TN,VA,WV)			(IA,IL,IN,KY,M,MI,ND,NE,OH,SD,WI)		
Vegetable	Price Range	Stores with Ads	Wtd. Avg	Price Range	Stores with Ads	Wtd. Avg	Price Range	Stores with Ads	Wtd. Avg
Asparagus	1.28 - 2.99	1,814	2.60	1.28 - 3.49	2,708	2.46	0.99 - 2.99	1,300	1.86
Beans, round green									
Broccoli	0.99 - 2.50 per bunch	345	1.53	1.29 - 2.50 per bunch	521	1.89	1.39 - 2.00 per bunch	195	1.52
Broccoli, organic	2.49 - 2.97 per bunch	72	2.59	1.98 - 2.49 per bunch	410	2.25			
Cabbage	0.25 - 0.59	573	0.31	0.44 - 0.50	107	0.49	0.44 - 0.49	109	0.48
Carrots, baby	0.99 - 1.99 1 lb bag	922	1.54	0.99 - 1.79 1 lb bag	1,444	1.37	0.85 - 1.69 1 lb bag	774	1.45
Carrots, baby organic	1.50 - 2.49 1lb bag	760	2.05	1.50 1lb bag	44	1.50	1.50 - 2.00 1lb bag	275	1.81
Celery	0.98 - 1.49 each	67	1.30	0.98 - 1.49 each	185	1.18	1.00 - 1.69 each	335	1.29
Corn									
Cucumbers	0.33 - 0.79 each	631	0.70	0.34 - 0.79 each	361	0.69	0.50 - 0.59 each	152	0.52
Lettuce, iceberg	0.97 - 1.29 each	326	1.01	0.88 - 1.00 each	282	0.89	0.89 - 1.19 each	249	0.97
Lettuce, romaine				1.00 - 1.49 each	144	1.30	0.99 - 1.25 each	183	1.03
Mushrooms, white	0.99 - 2.00 8 oz pkg	1,538	1.69	0.99 - 2.00 8 oz pkg	448	1.76	1.00 - 2.00 8 oz pkg	746	1.40
Onions, yellow	1.50 - 1.99 3 lb bag	721	1.82	1.49 - 2.00 3 lb bag	369	1.56	1.49 - 1.99 3 lb bag	252	1.70
Onions, sweet yellow	0.99 - 1.69	856	1.16	0.78 - 1.69	674	1.01	0.88 - 1.29	126	1.19
Peppers, bell green				0.68 each	65	0.68	0.68 each	96	0.68
Peppers, bell green	1.69	135	1.69	1.38 - 1.69	21	1.53			
Peppers, bell red	1.25 - 1.49 each	195	1.30	0.79 - 1.49 each	37	1.25	0.99 - 1.00 each	74	1.00
Peppers, bell red	1.49 - 3.99	1,055	2.54	1.49 - 2.99	294	2.63	1.99 - 2.99	336	2.73
Potatoes, russet	0.98 - 2.50 5 lb bag	1,326	2.08	0.98 - 2.50 5 lb bag	1,196	2.35	1.50 - 2.50 5 lb bag	350	2.38
Squash, zucchini	0.98 - 1.69	764	1.46	1.29 - 1.69	1,181	1.32	0.97 - 1.49	108	1.36
Sweet potatoes	0.58 - 0.99	471	0.87	0.49 - 0.99	237	0.70	0.88	99	0.88
Tomatoes	0.98 - 2.99	1,191	2.28	0.88 - 1.99	728	1.94	1.69 - 1.88	119	1.85
Tomatoes, organic									
Tomatoes on the vine	1.99 - 2.99	562	2.37	2.49 - 2.99	1,163	2.53	1.89 - 2.99	297	2.27
Tomatoes, grape	2.00 - 2.50 1 pint	429	2.20	1.98 - 2.79 1 pint	333	2.25	2.00 - 2.50 1 pint	87	2.33
Tomatoes, grape organic	2.79 - 3.49 1 pint	324	3.16	3.49 1 pint	2	3.49	2.50 1 pint	30	2.50

Wtd Avg = Simple weighted average
 Prices are in dollars per pound unless otherwise stated.



Fruit and Vegetable Retail Report VOL. IV – No. 09

Page 7

Week of Friday, March 5, 2010

Region	SOUTH CENTRAL U.S.			SOUTHWEST U.S.			NORTHWEST U.S.		
States	(AR,CO,KS,LA,MO,NM,OK,TX)			(AZ,CA,NV,UT)			(ID,MT,OR,WA,WY)		
Vegetable	Price Range	Stores with Ads	Wtd. Avg	Price Range	Stores with Ads	Wtd. Avg	Price Range	Stores with Ads	Wtd. Avg
Asparagus	0.99 - 2.99	672	1.75	0.97 - 2.49	838	1.81	0.99 - 2.99	677	1.93
Beans, round green	1.39	38	1.39				1.88	5	1.88
Broccoli	0.99 - 1.50 per bunch	64	1.11	0.99 per bunch	8	0.99			
Broccoli, organic				1.69 - 1.99 per bunch	16	1.86			
Cabbage	0.33 - 0.50	321	0.45	0.33 - 0.49	264	0.34	0.39 - 0.49	83	0.48
Carrots, baby	0.98 - 1.59 1 lb bag	210	1.27	0.69 - 1.79 1 lb bag	545	1.25	1.69 1 lb bag	202	1.69
Carrots, baby organic	1.25 - 1.99 1 lb bag	474	1.65	1.50 - 2.00 1lb bag	989	1.63	1.50 1lb bag	116	1.50
Celery	0.69 - 1.00 each	80	0.98	0.69 - 1.00 each	142	0.89			
Corn				0.33 each	29	0.33			
Cucumbers	0.79 each	142	0.79	0.33 - 0.79 each	686	0.76	0.50 - 0.79 each	79	0.68
Lettuce, iceberg	0.50 - 1.00 each	231	0.81	0.28 - 0.99 each	581	0.60	0.88 - 1.29 each	326	1.17
Lettuce, romaine	0.77 - 1.49 each	480	1.09	0.68 - 1.49 each	285	0.95	1.29 - 1.49 each	269	1.30
Mushrooms, white	1.00 - 1.89 8 oz pkg	125	1.42	0.99 - 2.50 8 oz pkg	536	1.45	1.00 - 2.00 8 oz pkg	158	1.31
Onions, yellow	1.50 - 2.00 3 lb bag	44	1.67	0.98 - 2.00 3 lb bag	366	1.62	1.00 - 1.99 3 lb bag	17	1.64
Onions, sweet yellow	0.69 - 0.99	240	0.90	0.99 - 1.59	319	1.01	0.89 - 1.29	104	1.02
Peppers, bell green	0.50 each	5	0.50	0.50 each	32	0.50			
Peppers, bell green									
Peppers, bell red	0.79 - 1.50 each	306	1.10	1.00 - 1.50 each	322	1.48	0.50 - 1.50 each	149	1.33
Peppers, bell red				0.97 - 1.99	43	1.35			
Potatoes, russet	0.88 - 0.99 5 lb bag	172	0.97	0.68 - 1.97 5 lb bag	272	1.36	0.89 - 1.69 5 lb bag	242	1.57
Squash, zucchini	0.89 - 1.19	255	1.01	0.97 - 0.99	179	0.98	1.29 - 1.99	250	1.50
Sweet potatoes	0.69 - 0.79	87	0.73	0.33 - 0.99	71	0.66			
Tomatoes	0.79 - 1.99	142	1.28	0.99 - 1.99	288	1.27	1.99	16	1.99
Tomatoes, organic							2.99	8	2.99
Tomatoes on the vine	1.00 - 2.69	289	2.19	1.79 - 2.99	256	2.83	1.48 - 2.99	490	2.71
Tomatoes, grape							1.50 1 pint	32	1.50
Tomatoes, grape organic				2.00 - 2.99 1 pint	170	2.88	2.48 - 3.99 1 pint	96	

Wtd Avg = Simple weighted average

Prices are in dollars per pound unless otherwise stated.



Weekly Snapshot of Organic Retail Features

This supplemental report is a list of other organic items found in the retail ads of those stores surveyed as part of the National Fruit and Vegetable Report. The prices shown are the range of prices encountered and are not weighted average prices. Descriptions of the items are largely as shown in the retail ads. Prices are in dollars.

Item	Unit of Sale	Price range
Apples, Braeburn	Per pound	0.99 -1.69
Apples, Braeburn	3 pound bag	3.49
Apples, Cameo	Per pound	0.99
Apples, Fuji	Per pound	1.28 -1.99
Apples, Fuji	3 pound bag	2.99 -4.49
Apples, Gala	Per pound	1.69 -1.99
Apples, Gala	3 pound bag	2.99 -4.49
Apples, Golden Delicious	Per pound	0.99 -1.69
Apples, Golden Delicious	3 pound bag	2.99
Apples, Pink Lady/Cripps Pink	Per pound	1.49
Apples, Red Delicious	Per pound	1.49 -1.99
Asparagus	Per pound	2.99
Avocados, Hass	Each	0.99 -1.50
Blueberries	6 ounce package	3.00 -3.99
Broccoli	Per pound	1.29 -1.99
Cabbage	Per pound	0.77
Carrots	1 pound package	0.98
Carrots	Per pound	0.79 -1.29
Carrots, Bunched	Each	1.59 -1.79
Cauliflower	Each	1.99
Cauliflower	Per pound	1.49
Celery	Each	1.99
Celery Hearts	2 count package	1.00 -1.25
Grapefruit	Each	0.89 -1.79
Kale	Each	1.50
Kiwifruit	Each	0.59
Kiwifruit	Per pound	1.99
Leeks	Per pound	1.99
Lemons	Each	0.33 -0.75
Lemons	2 pound bag	2.88
Lettuce, Iceberg	Each	1.49 -2.79
Lettuce, Leaf, Red or Green	Each	1.49 -1.50
Lettuce, Romaine	Each	1.29 -1.99
Lettuce, Romaine Hearts	3 count package	1.00 -2.99
Mangoes	Each	1.25 -2.00
Mushrooms, Portabello	Per pound	4.99



Weekly Snapshot of Organic Retail Features

This supplemental report is a list of other organic items found in the retail ads of those stores surveyed as part of the National Fruit and Vegetable Report. The prices shown are the range of prices encountered and are not weighted average prices. Descriptions of the items are largely as shown in the retail ads. Prices are in dollars.

Item	Unit of Sale	Price range
Mushrooms, Whole, White or Sliced	6-8 ounce package	2.19 -2.99
Onions, Green	Per bunch	0.99 -1.69
Onions, Green	5.5 ounce package	1.99
Onions, Red	3 pound bag	2.00
Onions, Yellow	Per pound	0.78
Onions, Yellow	3 pound bag	1.98 -2.99
Oranges, Navel	Per pound	0.79 -1.29
Oranges, Navel	4 pound bag	2.50 -3.99
Oranges, Navel	Each	0.75 -1.00
Pears, Bartlett	Per pound	1.79
Pears, Bosc	Per pound	1.77
Pears, D'Anjou	Per pound	1.69 -1.77
Peppers, Bell Type, Mini	8 ounce container	2.99
Peppers, Bell Type, Red	Each	2.50
Peppers, Bell Type, Red	Per pound	2.99 -3.99
Peppers, Bell Type, Yellow	Per pound	3.99
Pineapple	Each	3.99
Potatoes, Fingerling	1.5 pound bag	2.50 -3.50
Potatoes, Russet	3 pound bag	2.99
Potatoes, Russet	5 pound bag	1.50 -3.99
Salad, Mixed Types	5-9 ounce package	2.00 -3.99
Salad, Mixed Types	10 ounce package	4.89
Salad, Mixed Types	16 ounce package	3.50 -4.99
Salad, Mixed Types, Loose	Per pound	2.99
Spinach, Baby Type	16 ounce package	4.99
Squash, Acorn	Per pound	1.29
Squash, Butternut	Per pound	1.29
Strawberries	8 ounce container	3.50
Strawberries	Per pound	3.99
Sweet Potatoes	Per pound	1.29 -1.99
Tangelos, Minneola	Per pound	1.00 -1.29
Tomatoes, On the Vine	Per pound	3.99
Tomatoes, Plum Type	Per pound	1.58