



Agricultural Marketing Service

Fruit and Vegetable Market News Branch

National Fruit and Vegetable Retail Report

Websites: www.marketnews.usda.gov/portal/fv and <http://www.ams.usda.gov/mnreports/fvwretail.pdf>

Volume II – Number 23

Issued Weekly

Friday, June 06, 2008

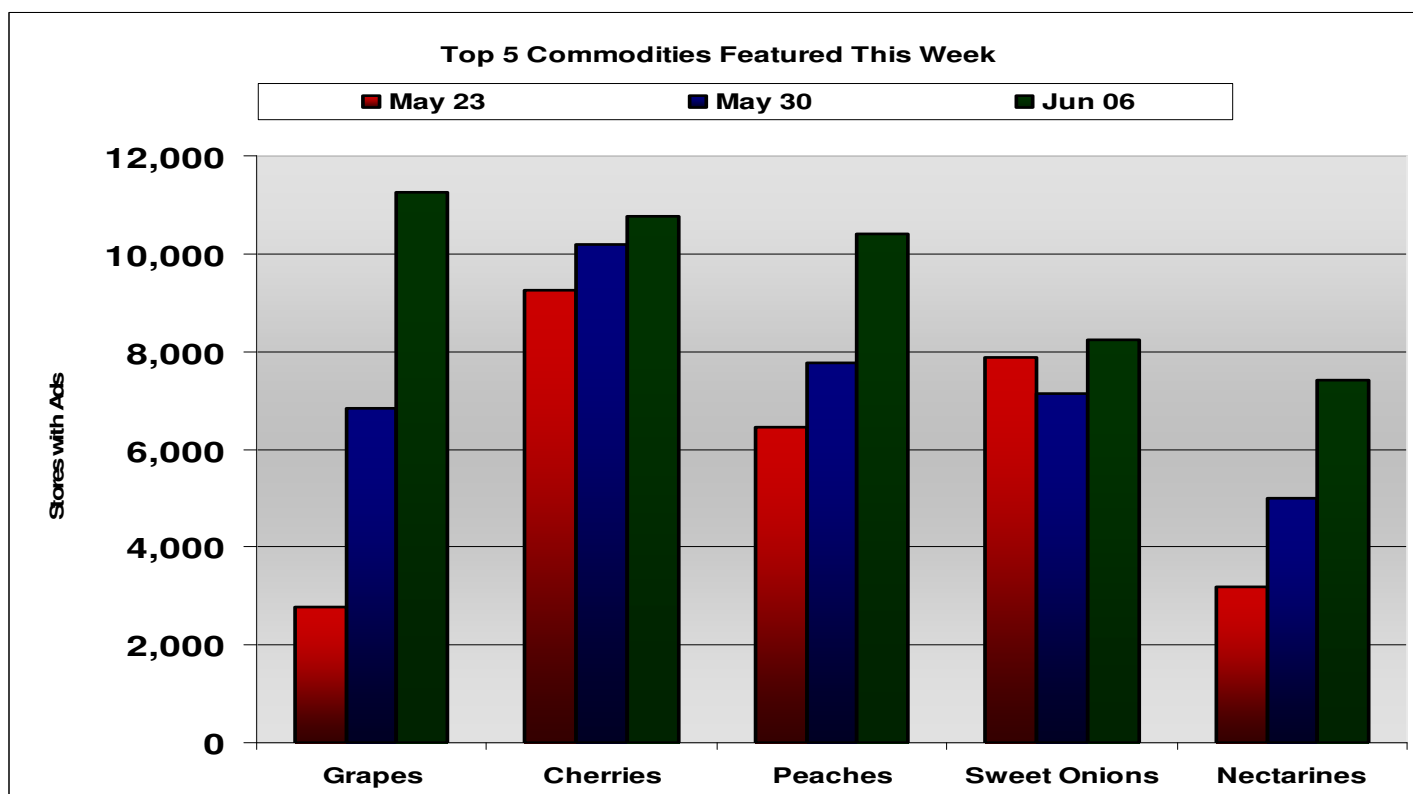
Advertised Prices for Fruits & Vegetables at Major Retail Supermarket Outlets 05/31 to 06/12^{1, 2}

Retailers Celebrate Summer with Seasonal Produce

As summer progresses and temperatures rise, especially across the South and East, retailers consistently focused ads on summer themes. Items for the grill and fresh produce were typical highlights in ads. In addition, many retailers kicked off National Dairy Month with features on a variety of dairy products, especially ice cream, to fit into their summer themes.

Overall, fresh produce ad activity was up just over 7% compared to last week and can be attributed to an increase of nearly 22% on fruit ads and a decrease of almost 9% on vegetables. The top 5 featured items were predominantly fruits and corresponded with California's new fruit crops. The top 5 included: grapes, cherries, peaches, sweet onions, and nectarines. The most notable increases were seen on grapes, nectarines, and peaches.

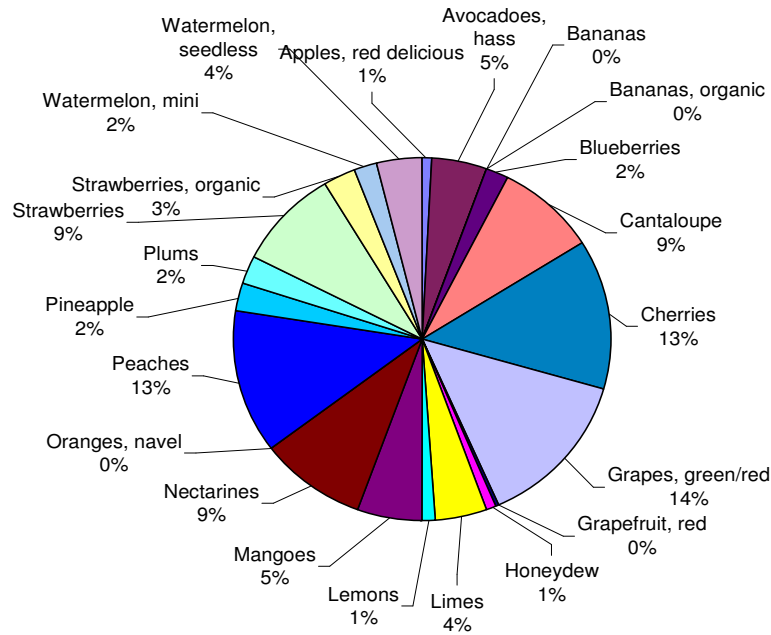
Berries were featured quite heavily this week as they have been for the past few weeks. Despite a decrease in the number of blueberry ads in this report, many retailers, especially in the East, were promoting pint-sized containers as opposed to the 4.4 oz containers reported. Blackberries and raspberries were also widely featured.



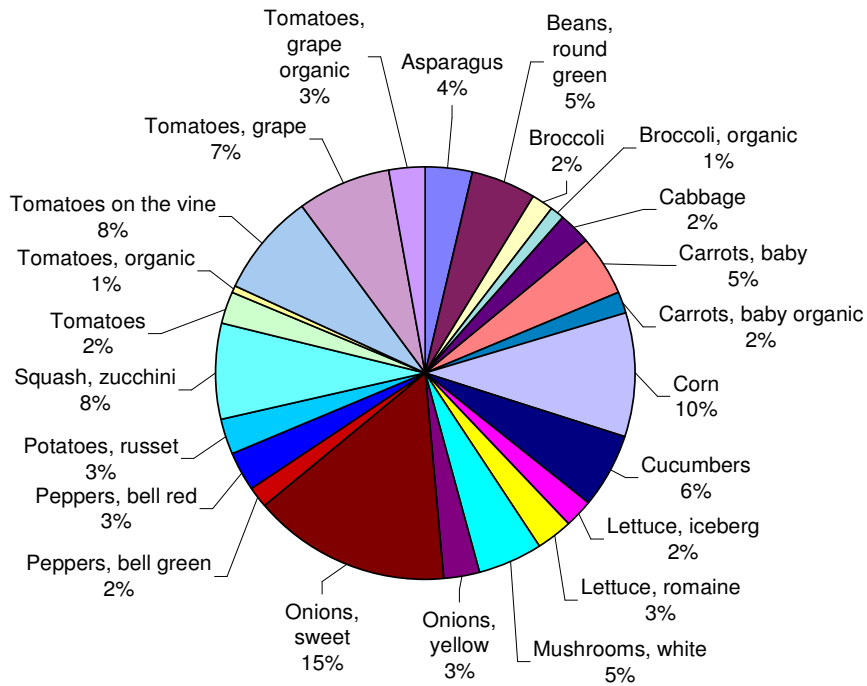
1 - Fruit and Vegetable Market News surveys more than 200 retailers, comprising roughly 17,000 individual stores, with online weekly advertised features.

2 - Date range reflects one week of data collection ending on the report release date and encompasses ad pricing good from the Saturday before report release date through the following Thursday.

**Fruits as Percentage of Total Fruit Ads
June 6, 2008**



**Vegetables as Percentage of Total Vegetable Ads
June 6, 2008**





NATIONAL SUMMARY

| FRUIT | THIS WEEK | | LAST WEEK | | VEGETABLE | THIS WEEK | | LAST WEEK | |
|--------------------------------|-----------------|----------------|-----------------|----------------|--------------------------------|-----------------|----------------|-----------------|----------------|
| | Stores with Ads | Wtd Avg Prices | Stores with Ads | Wtd Avg Prices | | Stores with Ads | Wtd Avg Prices | Stores with Ads | Wtd Avg Prices |
| Apples, red delicious | 655 | 1.23 | 2,001 | 1.33 | Asparagus | 1,963 | 2.67 | 1,237 | 2.90 |
| Avocados, hass each | 3,771 | 1.32 | 4,371 | 1.19 | Beans, round green | 2,687 | 1.32 | 3,028 | 1.23 |
| Bananas | 96 | 0.51 | 74 | 0.43 | Broccoli per bunch | 823 | 1.64 | 2,674 | 1.64 |
| Bananas, organic | 18 | 0.79 | 18 | 0.79 | Broccoli, organic per bunch | 666 | 2.22 | 1,194 | 2.37 |
| Blueberries 4.4 oz pkg | 1,533 | 2.82 | 2,102 | 2.83 | Cabbage | 1,292 | 0.44 | 1,088 | 0.40 |
| Cantaloupe each | 7,005 | 2.28 | 6,386 | 2.34 | Carrots, baby 1 lb bag | 2,429 | 1.50 | 4,136 | 1.33 |
| Cherries | 10,770 | 3.61 | 10,174 | 3.69 | Carrots, baby organic 1 lb bag | 1,008 | 1.66 | 1,999 | 1.60 |
| Clementines 5lb container | | | | | Celery each | | | 297 | 1.07 |
| Grapes, green/red | 11,266 | 1.71 | 9,826 | 1.68 | Corn each | 5,193 | 0.40 | 3,669 | 0.36 |
| Grapefruit, red each | 43 | 0.33 | 437 | 0.80 | Cucumbers each | 3,127 | 0.64 | 3,046 | 0.55 |
| Honeydew each | 855 | 2.90 | 220 | 3.00 | Lettuce, iceberg each | 1,136 | 1.12 | 1,368 | 0.92 |
| Limes each | 3,544 | 0.31 | 2,294 | 0.29 | Lettuce, romaine each | 1,412 | 1.04 | 1,841 | 1.00 |
| Lemons each | 935 | 0.64 | 861 | 0.52 | Mushrooms, white 8 oz pkg | 2,730 | 1.71 | 2,708 | 1.95 |
| Mangoes each | 4,375 | 0.97 | 2,012 | 0.91 | Onions, yellow 3 lb bag | 1,454 | 1.90 | 1,115 | 1.92 |
| Nectarines, yellow flesh | 7,417 | 1.90 | 4,987 | 1.98 | Onions, sweet yellow | 8,247 | 0.90 | 7,137 | 0.93 |
| Oranges, navel each | 43 | 1.00 | 482 | 0.43 | Peppers, bell green each | 351 | 0.80 | 626 | 0.77 |
| Pears, bartlett | | | 13 | 1.49 | Peppers, bell green | 806 | 1.42 | 1,126 | 1.43 |
| Peaches, yellow flesh | 10,396 | 1.70 | 7,759 | 1.81 | Peppers, bell red each | 814 | 1.29 | 623 | 1.11 |
| Pineapple each | 1,997 | 2.88 | 2,862 | 3.34 | Peppers, bell red | 720 | 2.75 | 985 | 2.34 |
| Plums | 1,896 | 2.23 | 354 | 2.33 | Potatoes, russett 5 lb bag | 1,484 | 2.28 | 2,125 | 2.40 |
| Strawberries 1 lb pkg | 7,320 | 2.52 | 6,232 | 2.40 | Squash, zucchini | 4,096 | 1.19 | 5,193 | 1.19 |
| Strawberries, organic 1 lb pkg | 2,298 | 3.33 | 2,482 | 3.35 | Sweet potatoes | 721 | 0.89 | 219 | 0.86 |
| Watermelon, miniature each | 1,542 | 3.14 | 1,017 | 3.53 | Tomatoes | 1,255 | 1.72 | 2,132 | 1.79 |
| Watermelon, seedless each | 3,086 | 5.33 | 2,586 | 4.59 | Tomatoes, organic | 275 | 3.01 | 213 | 2.98 |
| | | | | | Tomatoes on the vine | 4,425 | 2.15 | 4,183 | 2.05 |
| | | | | | Tomatoes, grape 1 pint | 3,793 | 1.96 | 3,237 | 2.32 |
| | | | | | Tomatoes, grape organic 1 pint | 1,486 | 2.81 | 1,430 | 2.78 |

Selected Seasonal and Other Weekly Items

| ITEM | THIS WEEK | | LAST WEEK | | ITEM | THIS WEEK | | LAST WEEK | |
|----------------------------|-----------------|----------------|-----------------|----------------|-----------------------------|-----------------|----------------|-----------------|----------------|
| | Stores with Ads | Wtd Avg Prices | Stores with Ads | Wtd Avg Prices | | Stores with Ads | Wtd Avg Prices | Stores with Ads | Wtd Avg Prices |
| Artichokes each | 1,023 | 2.02 | 962 | 1.87 | Round Red Potatoes 5 lb bag | 2,011 | 2.99 | 2,945 | 3.41 |
| Cauliflower per lb | 604 | 1.67 | 285 | 1.03 | Navel Oranges per lb | 36 | 0.99 | 1,150 | 0.97 |
| Organic Cauliflower per lb | | | 118 | 1.48 | D'Anjou Pears per lb | 275 | 1.33 | 523 | 1.17 |
| Russet Potatoes per lb | 503 | 0.77 | 862 | 0.83 | | | | | |
| Russet Potatoes 10 lb bag | 545 | 2.23 | 272 | 3.00 | | | | | |

Wtd Avg = Simple weighted average
Prices are in dollars per pound unless otherwise stated.



Fruit and Vegetable Retail Report VOL. II – No. 23

Page 4

Week of Friday June 06, 2008

| Region | NORTHEAST U.S. | | | SOUTHEAST U.S. | | | MIDWEST U.S. | | |
|-----------------------|------------------------------------|-----------------|----------|------------------------------|-----------------|----------|------------------------------------|-----------------|----------|
| States | (CT,DE,MA,MD,ME,NH,NJ,NY,PA,RI,VT) | | | (AL,FL,GA,MS,NC,SC,TN,VA,WV) | | | (IA,IL,IN,KY,MI,MN,ND,NE,OH,SD,WI) | | |
| Fruit | Price Range | Stores with Ads | Wtd. Avg | Price Range | Stores with Ads | Wtd. Avg | Price Range | Stores with Ads | Wtd. Avg |
| Apples, red delicious | 0.98 - 1.50 | 405 | 1.34 | 1.49 | 45 | 1.49 | 1.19 | 28 | 1.19 |
| Avocados, hass | 1.00 - 2.00 each | 944 | 1.33 | 1.25 - 1.29 each | 1,112 | 1.29 | 1.50 each | 4 | 1.50 |
| Bananas | | | | 0.48 - 0.59 | 72 | 0.52 | | | |
| Bananas, organic | 0.79 | 18 | 0.79 | | | | | | |
| Blueberries | 2.50 - 3.00 4.4 oz | 401 | 2.80 | 2.50 - 3.00 4.4 oz | 239 | 2.90 | 2.49 - 3.49 4.4 oz | 523 | 3.09 |
| Cantaloupe | 0.98 - 3.00 each | 1,946 | 2.56 | 2.44 - 2.50 each | 2,630 | 2.44 | 1.49 - 3.00 each | 923 | 2.02 |
| Cherries | 2.78 - 3.99 | 2,538 | 3.80 | 3.65 - 3.99 | 3,640 | 3.65 | 1.99 - 4.99 | 1,095 | 3.39 |
| Clementines | | | | | | | | | |
| Grapes, green/red | 0.98 - 2.99 | 2,328 | 1.88 | 0.99 - 1.99 | 3,561 | 1.96 | 0.99 - 1.99 | 1,575 | 1.19 |
| Grapefruit, red | | | | 0.33 each | 29 | 0.33 | | | |
| Honeydew | 2.99 each | 141 | 2.99 | | | | 2.50 - 2.99 each | 416 | 2.69 |
| Limes | 0.10 - 0.67 each | 1,745 | 0.37 | 0.10 - 0.50 each | 1,423 | 0.28 | 0.25 each | 28 | 0.25 |
| Lemons | 0.67 - 0.69 each | 608 | 0.67 | 0.33 - 0.67 each | 49 | 0.45 | 0.66 each | 165 | 0.66 |
| Mangoes | 0.67 - 1.50 each | 1,222 | 0.98 | 0.75 - 1.50 each | 1,327 | 0.99 | 0.79 - 1.50 each | 713 | 1.00 |
| Nectarines | 0.98 - 2.99 | 1,764 | 1.78 | 0.88 2.49 | 2,286 | 2.18 | 0.88 - 2.49 | 792 | 1.80 |
| Oranges, navel | | | | 1.00 each | 43 | 1.00 | | | |
| Pears, bartlett | | | | | | | | | |
| Peaches | 0.89 - 1.50 | 2,042 | 1.49 | 0.99 - 2.49 | 4,146 | 1.81 | 0.88 - 2.49 | 1,297 | 1.77 |
| Pineapple | 1.99 - 3.99 each | 760 | 3.04 | 2.99 - 3.49 each | 200 | 3.12 | 2.99 - 3.99 each | 491 | 3.15 |
| Plums | 1.88 | 42 | 1.88 | 1.88 - 1.99 | 493 | 1.99 | 1.97 - 1.99 | 51 | 1.98 |
| Strawberries | 1.98 - 3.98 16 oz pkg | 1,644 | 2.60 | 1.99 - 3.49 16 oz pkg | 1,907 | 2.69 | 1.27 - 3.00 16 oz pkg | 1,350 | 2.47 |
| Strawberries, organic | 2.50 - 3.99 16 oz pkg | 607 | 3.12 | 2.99 - 3.99 16 oz pkg | 286 | 3.82 | 2.00 - 2.99 16 oz pkg | 591 | 2.77 |
| Watermelon, miniature | 3.99 - 4.99 each | 300 | 4.37 | | | | 2.99 - 3.00 each | 342 | 3.00 |
| Watermelon, seedless | 3.98 - 5.99 each | 1,241 | 5.55 | 2.99 - 5.99 each | 826 | 5.74 | 4.49 - 5.98 each | 557 | 4.89 |

Wtd Avg = Simple weighted average
 Prices are in dollars per pound unless otherwise stated.



Fruit and Vegetable Retail Report VOL. II – No. 23

Page 5

Week of Friday June 06, 2008

| Region | SOUTH CENTRAL U.S. | | | SOUTHWEST U.S. | | | NORTHWEST U.S. | | |
|-----------------------|---------------------------|-----------------|----------|-----------------------|-----------------|----------|-----------------------|-----------------|----------|
| States | (AR,CO,KS,LA,MO,NM,OK,TX) | | | (AZ,CA,NV,UT) | | | (ID,MT,OR,WA,WY) | | |
| Fruit | Price Range | Stores with Ads | Wtd. Avg | Price Range | Stores with Ads | Wtd. Avg | Price Range | Stores with Ads | Wtd. Avg |
| Apples, red delicious | 0.69 - 1.49 | 146 | 0.95 | 0.69 | 23 | 0.69 | 0.98 | 8 | 0.98 |
| Avocados, hass | 0.50 - 1.25 each | 309 | 0.94 | 0.33 - 1.38 each | 979 | 1.30 | 0.50 - 2.00 each | 423 | 1.67 |
| Bananas | | | | 0.59 | 8 | 0.59 | 0.39 | 16 | 0.39 |
| Bananas, organic | | | | | | | | | |
| Blueberries | 2.50 - 2.99 4.4 oz | 261 | 2.61 | 2.50 4.4 oz | 8 | 2.50 | 1.50 - 2.50 4.4 oz | 101 | 1.90 |
| Cantaloupe | 0.88 - 2.99 each | 716 | 1.55 | 0.99 - 2.99 each | 674 | 1.87 | 2.99 - 3.00 each | 116 | 3.00 |
| Cherries | 1.99 - 4.99 | 908 | 3.83 | 2.99 - 3.99 | 2,114 | 3.36 | 1.98 - 4.99 | 475 | 3.44 |
| Clementines | | | | | | | | | |
| Grapes, green/red | 0.88 - 2.00 | 1,191 | 1.52 | 0.79 - 2.99 | 1,930 | 1.79 | 0.96 - 2.99 | 681 | 1.15 |
| Grapefruit, red | | | | 0.33 each | 14 | 0.33 | | | |
| Honeydew | 1.25 - 3.89 each | 87 | 3.43 | 2.49 - 3.99 each | 102 | 2.74 | 3.00 - 3.99 each | 109 | 3.26 |
| Limes | 0.10 - 0.50 each | 76 | 0.15 | 0.05 - 0.20 each | 261 | 0.20 | 0.20 each | 11 | 0.20 |
| Lemons | 0.67 each | 36 | 0.67 | | | | 0.25 - 0.69 each | 77 | 0.47 |
| Mangoes | 0.50 - 1.00 each | 224 | 0.76 | 0.49 - 1.99 each | 740 | 0.92 | 0.99 - 2.00 each | 149 | 1.19 |
| Nectarines | 0.49 - 2.99 | 900 | 2.28 | 0.77 - 2.00 | 1,316 | 1.43 | 0.78 - 2.99 | 359 | 1.62 |
| Oranges, navel | | | | | | | | | |
| Pears, bartlett | | | | | | | | | |
| Peaches | 1.90 | 975 | 1.90 | 0.49 - 1.99 | 1,514 | 1.50 | 1.48 - 2.99 | 422 | 1.70 |
| Pineapple | 1.00 - 3.59 each | 188 | 1.49 | 1.50 - 2.99 each | 323 | 2.76 | 2.50 - 3.99 each | 35 | 2.76 |
| Plums | 1.69 - 2.99 | 353 | 2.62 | 0.99 - 2.99 | 741 | 2.05 | 1.99 - 2.99 | 216 | 2.93 |
| Strawberries | 1.49 - 2.50 16 oz pkg | 772 | 2.30 | 1.25 - 3.00 16 oz pkg | 1,218 | 2.29 | 1.50 - 3.00 16 oz pkg | 429 | 2.61 |
| Strawberries, organic | 2.50 - 3.99 16 oz pkg | 394 | 2.91 | 4.99 16 oz pkg | 314 | 4.99 | 2.98 - 3.99 16 oz pkg | 106 | 3.05 |
| Watermelon, miniature | 2.50 - 3.99 each | 342 | 3.12 | 2.50 - 2.99 each | 402 | 2.60 | 1.50 - 3.99 each | 156 | 2.48 |
| Watermelon, seedless | 3.59 - 5.99 each | 303 | 4.46 | 3.99 - 5.99 each | 130 | 4.25 | 5.99 each | 29 | 5.99 |

Wtd Avg = Simple weighted average
 Prices are in dollars per pound unless otherwise stated.



Fruit and Vegetable Retail Report VOL. II – No. 23

Page 6

Week of Friday June 06, 2008

| Region | NORTHEAST U.S. | | | SOUTHEAST U.S. | | | MIDWEST U.S. | | |
|-------------------------|------------------------------------|-----------------|----------|------------------------------|-----------------|----------|------------------------------------|-----------------|----------|
| States | (CT,DE,MA,MD,ME,NH,NJ,NY,PA,RI,VT) | | | (AL,FL,GA,MS,NC,SC,TN,VA,WV) | | | (IA,IL,IN,KY,MI,MN,ND,NE,OH,SD,WI) | | |
| Vegetable | Price Range | Stores with Ads | Wtd. Avg | Price Range | Stores with Ads | Wtd. Avg | Price Range | Stores with Ads | Wtd. Avg |
| Asparagus | 1.99 - 3.99 | 264 | 2.28 | 2.99 | 9 | 2.99 | 1.99 - 2.99 | 823 | 2.68 |
| Beans, round green | 0.99 - 1.99 | 883 | 1.51 | 0.99 - 2.99 | 1,118 | 1.29 | 0.98 - 1.99 | 273 | 1.25 |
| Broccoli | 1.50 - 1.99 per bunch | 257 | 1.78 | 1.28 - 2.00 per bunch | 196 | 1.79 | 0.99 - 2.00 per bunch | 232 | 1.46 |
| Broccoli, organic | 1.99 - 2.99 per bunch | 621 | 2.24 | | | | 1.99 per bunch | 24 | 1.99 |
| Cabbage | 0.33 - 0.59 | 451 | 0.47 | 0.39 - 0.49 | 266 | 0.43 | 0.44 - 0.49 | 116 | 0.45 |
| Carrots, baby | 0.84 - 2.00 1 lb bag | 1,637 | 1.48 | 0.99 - 1.50 1 lb bag | 220 | 1.43 | 1.00 - 1.88 1 lb bag | 127 | 1.59 |
| Carrots, baby organic | 1.50 - 2.50 1lb bag | 758 | 1.64 | 1.50 - 1.68 1lb bag | 21 | 1.59 | | | |
| Celery | | | | | | | | | |
| Corn | 0.31 - 0.50 each | 2,268 | 0.40 | 0.33 - 0.40 each | 1,172 | 0.36 | 0.25 - 0.40 each | 562 | 0.36 |
| Cucumbers | 0.32 - 0.67 each | 690 | 0.66 | 0.49 - 0.67 each | 672 | 0.52 | 0.49 - 0.67 each | 186 | 0.54 |
| Lettuce, iceberg | 0.99 - 1.67 each | 79 | 1.14 | 0.69 - 1.69 each | 607 | 1.33 | 0.58 - 0.88 each | 142 | 0.71 |
| Lettuce, romaine | 0.98 - 1.50 each | 808 | 1.12 | 0.79 - 1.29 each | 175 | 0.91 | 1.89 each | 51 | 1.89 |
| Mushrooms, white | 1.34 - 2.00 8 oz pkg | 1,052 | 1.69 | 1.50 - 2.00 8 oz pkg | 476 | 1.74 | 1.00 - 2.00 8 oz pkg | 566 | 1.53 |
| Onions, yellow | 1.28 - 1.99 3 lb bag | 870 | 1.77 | 1.79 - 2.48 3 lb bag | 121 | 2.09 | | | |
| Onions, sweet yellow | 0.69 - 1.00 | 2,501 | 0.99 | 0.59 - 1.49 | 3,210 | 0.87 | 0.59 - 0.99 | 1,238 | 0.76 |
| Peppers, bell green | | | | 0.69 each | 31 | 0.69 | | | |
| Peppers, bell green | 1.18 - 1.49 | 701 | 1.43 | 1.49 | 68 | 1.49 | | | |
| Peppers, bell red | | | | | | | 0.88 - 2.00 each | 235 | 1.21 |
| Peppers, bell red | 1.99 - 3.49 | 485 | 2.69 | 3.49 | 45 | 3.49 | | | |
| Potatoes, russet | 0.98 - 2.99 5 lb bag | 732 | 2.27 | 0.99 - 2.99 5 lb bag | 325 | 2.49 | 2.00 5 lb bag | 176 | 2.00 |
| Squash, zucchini | 0.99 - 1.50 | 1,390 | 1.21 | 0.98 - 1.49 | 1,089 | 1.29 | 1.00 - 1.49 | 582 | 1.12 |
| Sweet potatoes | 0.79 - 0.99 | 22 | 0.98 | 0.39 - 0.99 | 320 | 0.77 | 0.99 | 361 | 0.99 |
| Tomatoes | 0.98 - 2.99 | 174 | 2.85 | 0.98 - 2.48 | 725 | 1.76 | 1.49 | 12 | 1.49 |
| Tomatoes, organic | | | | 3.79 | 54 | 3.79 | 2.00 - 3.79 | 213 | 2.81 |
| Tomatoes on the vine | 0.99 - 2.99 | 1,305 | 2.16 | 0.99 - 2.99 | 1,331 | 2.65 | 0.99 - 2.98 | 855 | 1.59 |
| Tomatoes, grape | 0.98 - 3.99 1 pint | 1,549 | 2.23 | 1.00 - 3.99 1 pint | 1,433 | 1.55 | 1.50 - 2.50 1 pint | 379 | 2.07 |
| Tomatoes, grape organic | 2.50 - 3.49 1 pint | 1,065 | 2.97 | 2.50 1 pint | 17 | 2.50 | 2.00 - 2.50 1 pint | 361 | 2.34 |

Wtd Avg = Simple weighted average
 Prices are in dollars per pound unless otherwise stated.



Fruit and Vegetable Retail Report VOL. II – No. 23

Page 7

Week of Friday June 06, 2008

| Region | SOUTH CENTRAL U.S. | | | SOUTHWEST U.S. | | | NORTHWEST U.S. | | |
|-------------------------|---------------------------|-----------------|----------|----------------------|-----------------|----------|----------------------|-----------------|----------|
| States | (AR,CO,KS,LA,MO,NM,OK,TX) | | | (AZ,CA,NV,UT) | | | (ID,MT,OR,WA,WY) | | |
| Vegetable | Price Range | Stores with Ads | Wtd. Avg | Price Range | Stores with Ads | Wtd. Avg | Price Range | Stores with Ads | Wtd. Avg |
| Asparagus | 2.99 | 144 | 2.99 | 1.99 - 2.99 | 150 | 2.42 | 0.88 - 2.99 | 573 | 2.82 |
| Beans, round green | 1.29 | 90 | 1.29 | 0.99 - 1.49 | 323 | 1.01 | | | |
| Broccoli | 1.25 - 1.89 per bunch | 129 | 1.41 | 1.99 per bunch | 9 | 1.99 | | | |
| Broccoli, organic | 2.00 per bunch | 21 | 2.00 | | | | | | |
| Cabbage | 0.33 - 0.45 | 170 | 0.38 | 0.25 - 0.50 | 251 | 0.43 | 0.59 | 38 | 0.59 |
| Carrots, baby | 0.99 - 1.69 1 lb bag | 180 | 1.39 | 1.69 1 lb bag | 48 | 1.69 | 1.00 - 1.69 1 lb bag | 217 | 1.64 |
| Carrots, baby organic | 1.50 - 2.00 1 lb bag | 149 | 1.63 | 1.99 1lb bag | 48 | 1.99 | 1.50 - 2.00 1lb bag | 32 | 1.69 |
| Celery | | | | | | | | | |
| Corn | 0.30 - 0.50 each | 588 | 0.42 | 0.20 - 0.62 each | 598 | 0.44 | 0.33 each | 5 | 0.33 |
| Cucumbers | 0.49 - 0.50 each | 250 | 0.50 | 0.16 - 0.79 each | 799 | 0.75 | 0.33 - 0.79 each | 530 | 0.72 |
| Lettuce, iceberg | 0.97 - 1.29 each | 147 | 1.09 | 0.50 - 0.99 each | 102 | 0.68 | 0.50 - 0.89 each | 59 | 0.78 |
| Lettuce, romaine | 0.99 - 1.00 each | 168 | 1.00 | 0.49 - 0.99 each | 120 | 0.55 | 0.77 - 0.98 each | 90 | 0.87 |
| Mushrooms, white | 1.00 - 2.50 8 oz pkg | 536 | 1.89 | 1.59 - 1.79 8 oz pkg | 31 | 1.70 | 1.50 - 2.00 8 oz pkg | 69 | 1.71 |
| Onions, yellow | 1.50 - 2.50 3 lb bag | 213 | 2.24 | 1.99 3 lb bag | 48 | 1.99 | 1.99 3 lb bag | 202 | 1.99 |
| Onions, sweet yellow | 0.50 - 0.99 | 369 | 0.61 | 0.99 - 1.25 | 404 | 1.19 | 0.50 - 1.00 | 525 | 0.93 |
| Peppers, bell green | 0.49 - 1.25 each | 288 | 0.85 | 0.49 each | 32 | 0.49 | | | |
| Peppers, bell green | | | | 0.50 - 1.59 | 37 | 1.02 | | | |
| Peppers, bell red | 0.88 - 1.50 each | 177 | 1.22 | 0.49 each | 32 | 0.49 | 1.25 - 1.50 each | 370 | 1.45 |
| Peppers, bell red | 2.99 | 20 | 2.99 | 0.97 - 2.99 | 170 | 2.71 | | | |
| Potatoes, russet | 2.00 - 2.50 5 lb bag | 142 | 2.08 | 2.50 5 lb bag | 90 | 2.50 | 1.48 - 2.00 5 lb bag | 19 | 1.78 |
| Squash, zucchini | 0.99 - 1.39 | 689 | 1.17 | 0.50 - 1.00 | 327 | 0.96 | 0.78 - 0.99 | 19 | 0.90 |
| Sweet potatoes | 0.89 | 18 | 0.89 | | | | | | |
| Tomatoes | 0.58 - 1.69 | 125 | 1.21 | 0.79 - 1.29 | 219 | 0.99 | | | |
| Tomatoes, organic | | | | | | | 2.99 | 8 | 2.99 |
| Tomatoes on the vine | 1.49 | 348 | 1.49 | 0.89 - 2.99 | 555 | 2.24 | 0.98 - 1.88 | 31 | 1.43 |
| Tomatoes, grape | 1.79 - 2.50 1 pint | 386 | 2.26 | 2.00 1 pint | 17 | 2.00 | 2.00 1 pint | 29 | 2.00 |
| Tomatoes, grape organic | 2.99 1 pint | 43 | 2.99 | | | | | | |

Wtd Avg = Simple weighted average

Prices are in dollars per pound unless otherwise stated.