



Agricultural Marketing Service

Fruit and Vegetable Market News Branch

National Fruit and Vegetable Retail Report

Websites: www.marketnews.usda.gov/portal/fv and <http://www.ams.usda.gov/mnreports/fvwretail.pdf>

Volume II – Number 32

Issued Weekly

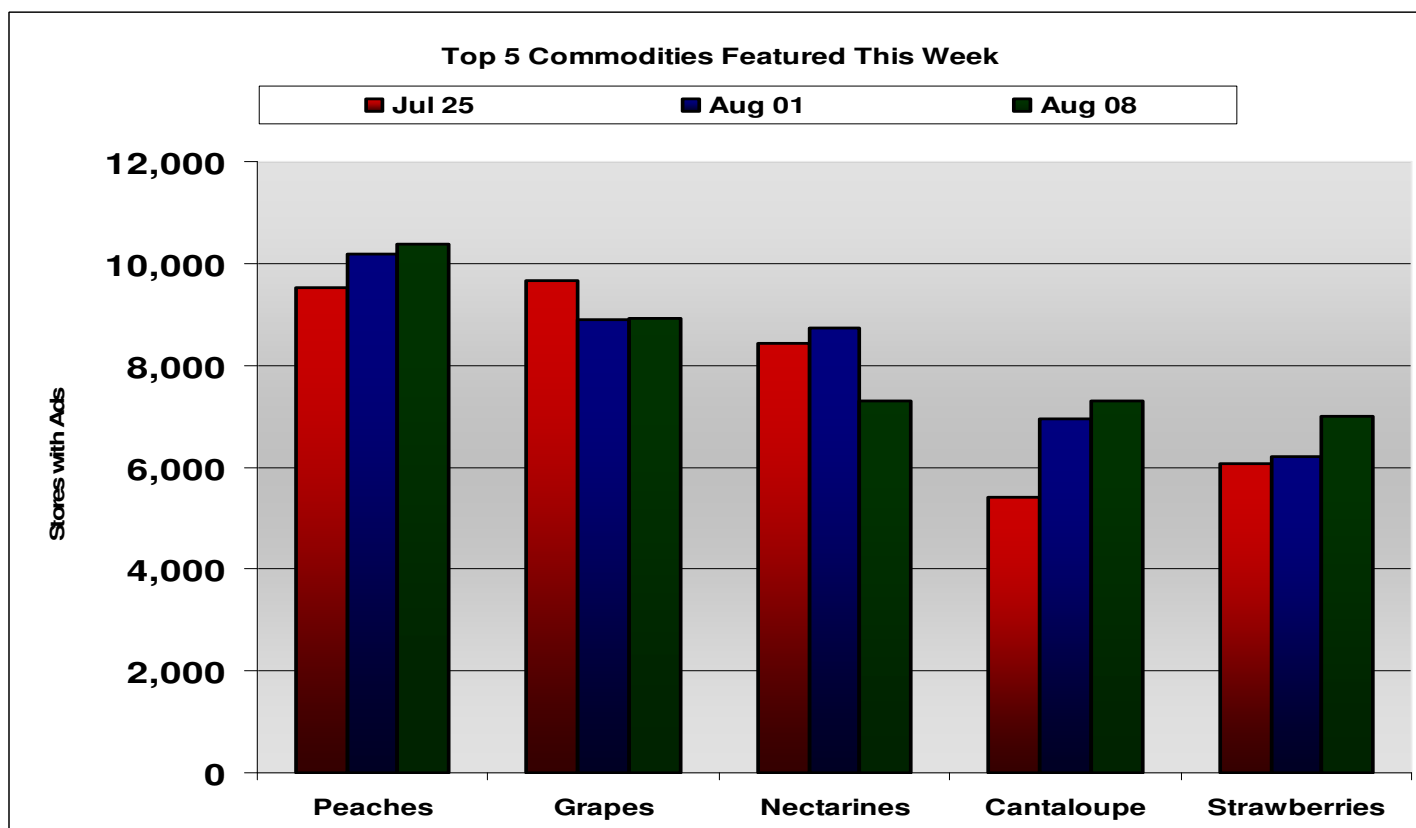
Friday, August 08, 2008

Advertised Prices for Fruits & Vegetables at Major Retail Supermarket Outlets 08/02 to 08/14^{1, 2}

Retailers Focus on Family Savings and Back to School

This week, many retailers encouraged shoppers to enjoy this last stretch of summer and “stay-cation” by highlighting barbeque and picnic items. Fresh, and often, locally grown produce items were featured prominently in ads. Most retailers also offered some type of special savings promotions. These most often included: “buy-one-get-one-free”, “10 for \$10”, and gas savings rewards. In addition, back-to-school features were noted quite frequently as well as family food savings features. Several retailers even offered budget-friendly menus accompanied by recipes for a typical family of four.

Overall, fresh produce ad activity was relatively unchanged this week with only slight increases in both total fruit and vegetable ads. Fruits continued to outweigh vegetables in ad activity. The top 5 featured items were peaches, grapes, nectarines, cantaloupes, and strawberries. The most notable changes were seen on: avocados, up more than 25% over last week; sweet onions, nearly triple the number of ads compared to the previous week; and organic baby carrots, down drastically at less than 20% of the total number of ads compared to the previous week.

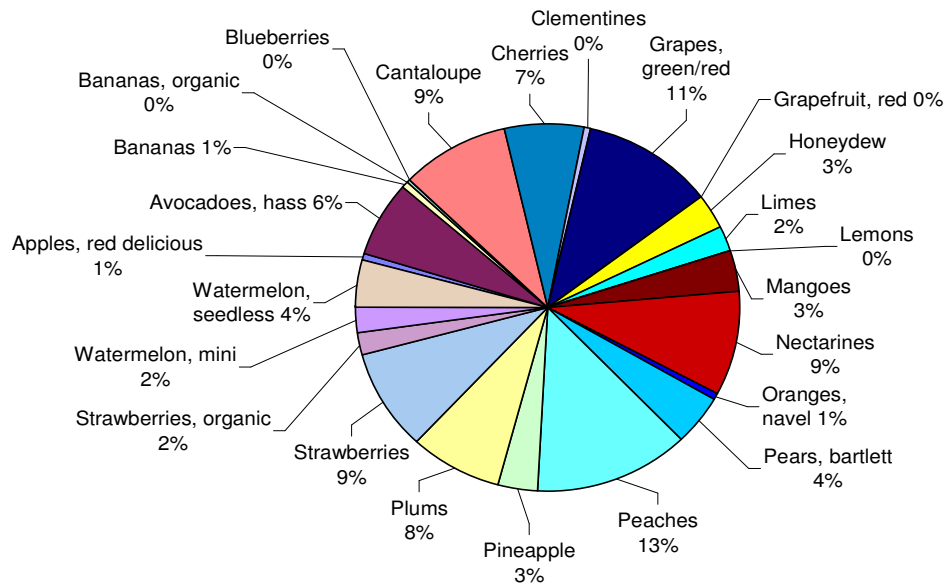


1 - Fruit and Vegetable Market News surveys more than 200 retailers, comprising roughly 17,000 individual stores, with online weekly advertised features.

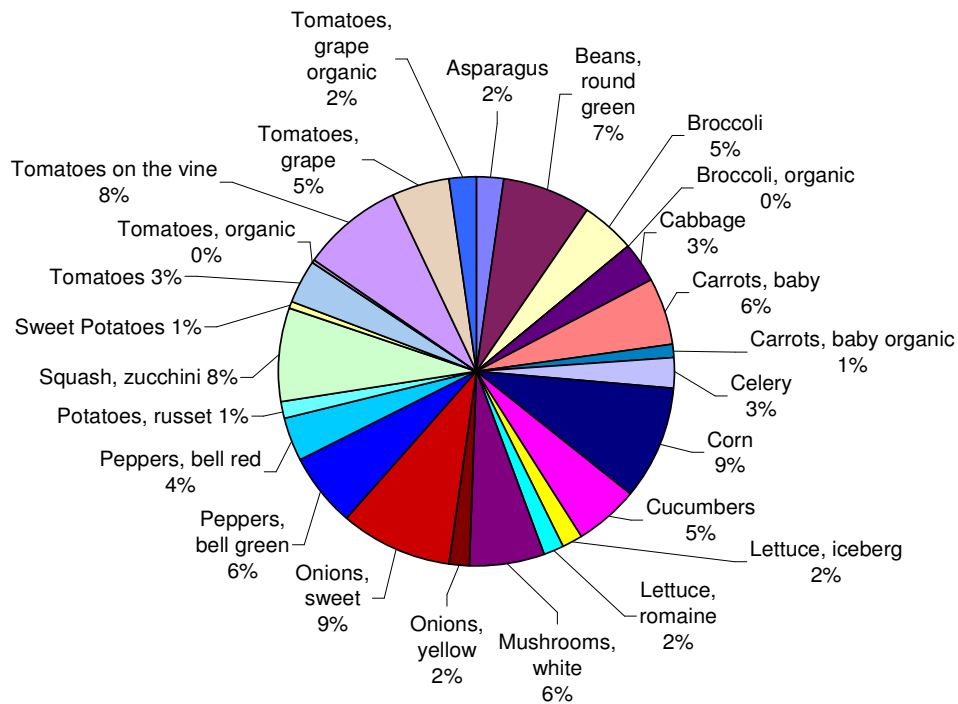
2 - Date range reflects one week of data collection ending on the report release date and encompasses ad pricing good from the Saturday before report release date through the following Thursday.



**Fruits as Percentage of Total Fruit Ads
August 8, 2008**



**Vegetables as Percentage of Total Vegetable Ads
August 8, 2008**





NATIONAL SUMMARY

| FRUIT | THIS WEEK | | LAST WEEK | | VEGETABLE | THIS WEEK | | LAST WEEK | |
|--------------------------------|-----------------|----------------|-----------------|----------------|--------------------------------|-----------------|----------------|-----------------|----------------|
| | Stores with Ads | Wtd Avg Prices | Stores with Ads | Wtd Avg Prices | | Stores with Ads | Wtd Avg Prices | Stores with Ads | Wtd Avg Prices |
| Apples, red delicious | 539 | 1.30 | 91 | 0.83 | Asparagus | 1,355 | 2.56 | 1,557 | 2.68 |
| Avocados, hass each | 5,107 | 1.29 | 3,978 | 1.37 | Beans, round green | 4,354 | 1.27 | 3,634 | 1.29 |
| Bananas | 521 | 0.47 | 301 | 0.47 | Broccoli per bunch | 2,809 | 1.68 | 1,748 | 1.82 |
| Bananas, organic | 252 | 0.88 | 58 | 0.89 | Broccoli, organic per bunch | 24 | 1.99 | 172 | 1.99 |
| Blueberries 4.4 oz pkg | | | 30 | 0.98 | Cabbage | 2,057 | 0.43 | 1,460 | 0.48 |
| Cantaloupe each | 7,298 | 2.17 | 6,960 | 2.25 | Carrots, baby 1 lb bag | 3,449 | 1.47 | 3,651 | 1.36 |
| Cherries | 5,232 | 3.73 | 7,124 | 3.68 | Carrots, baby organic 1 lb bag | 635 | 1.78 | 3,245 | 1.78 |
| Clementines 5lb container | 372 | 6.12 | 113 | 7.99 | Celery each | 1,569 | 1.12 | 302 | 1.15 |
| Grapes, green/red | 8,913 | 1.52 | 8,897 | 1.50 | Corn each | 5,768 | 0.36 | 4,761 | 0.38 |
| Grapefruit, red each | 14 | 0.33 | 14 | 0.33 | Cucumbers each | 3,170 | 0.56 | 3,232 | 0.61 |
| Honeydew each | 2,413 | 3.07 | 1,693 | 3.10 | Lettuce, iceberg each | 1,071 | 0.94 | 1,756 | 0.96 |
| Limes each | 1,653 | 0.28 | 1,123 | 0.21 | Lettuce, romaine each | 1,005 | 1.06 | 1,661 | 1.18 |
| Lemons each | 58 | 0.73 | 109 | 0.22 | Mushrooms, white 8 oz pkg | 3,762 | 1.73 | 2,803 | 1.61 |
| Mangoes each | 2,750 | 1.02 | 2,799 | 0.82 | Onions, yellow 3 lb bag | 1,058 | 1.86 | 1,205 | 1.88 |
| Nectarines, yellow flesh | 7,311 | 1.46 | 8,729 | 1.63 | Onions, sweet yellow | 5,571 | 1.04 | 2,050 | 1.13 |
| Oranges, navel each | 493 | 0.80 | 311 | 0.94 | Peppers, bell green each | 1,727 | 0.67 | 2,186 | 0.93 |
| Pears, bartlett | 3,502 | 1.31 | 4,670 | 1.40 | Peppers, bell green | 2,096 | 1.40 | 3,407 | 1.63 |
| Peaches, yellow flesh | 10,384 | 1.33 | 10,194 | 1.45 | Peppers, bell red each | 729 | 1.24 | 1,192 | 1.01 |
| Pineapple each | 2,677 | 3.61 | 1,596 | 2.62 | Peppers, bell red | 1,485 | 2.67 | 781 | 2.33 |
| Plums | 6,157 | 1.49 | 5,916 | 1.66 | Potatoes, russett 5 lb bag | 727 | 2.64 | 423 | 2.84 |
| Strawberries 1 lb pkg | 6,998 | 2.55 | 6,207 | 2.40 | Squash, zucchini | 4,739 | 1.13 | 5,710 | 1.20 |
| Strawberries, organic 1 lb pkg | 1,622 | 2.98 | 1,589 | 3.18 | Sweet potatoes | 466 | 0.81 | 718 | 0.84 |
| Watermelon, miniature each | 1,663 | 3.22 | 1,402 | 3.34 | Tomatoes | 2,088 | 1.41 | 2,892 | 1.44 |
| Watermelon, seedless each | 3,317 | 3.93 | 4,679 | 4.38 | Tomatoes, organic | 210 | 2.85 | 4 | 2.50 |
| | | | | | Tomatoes on the vine | 5,090 | 1.67 | 5,305 | 2.16 |
| | | | | | Tomatoes, grape 1 pint | 2,929 | 2.34 | 1,862 | 2.44 |
| | | | | | Tomatoes, grape organic 1 pint | 1,391 | 2.93 | 1,585 | 2.93 |

Selected Seasonal and Other Weekly Items

| ITEM | THIS WEEK | | LAST WEEK | | ITEM | THIS WEEK | | LAST WEEK | |
|-----------------------------|-----------------|----------------|-----------------|----------------|-----------------------------|-----------------|----------------|-----------------|----------------|
| | Stores with Ads | Wtd Avg Prices | Stores with Ads | Wtd Avg Prices | | Stores with Ads | Wtd Avg Prices | Stores with Ads | Wtd Avg Prices |
| Cantaloupe per lb | 1,191 | 0.54 | 1,476 | 0.58 | Round Red Potatoes 5 lb bag | 507 | 3.22 | 649 | 3.11 |
| Watermelon, seedless per lb | 1,447 | 0.52 | 2,434 | 0.47 | Navel Oranges per lb | 1,413 | 1.48 | 1,529 | 1.73 |
| Blackberries 6 oz | 1,908 | 2.82 | 1,346 | 2.58 | D'Anjou Pears per lb | | | | |
| Russet Potatoes per lb | 43 | 0.98 | 223 | 0.73 | Raspberries 6 oz | 4,672 | 2.60 | 1,601 | 2.40 |
| Russet Potatoes 10 lb bag | 44 | 3.99 | 120 | 2.99 | Blueberries pint | 5,263 | 2.67 | 4,894 | 2.68 |

Wtd Avg = Simple weighted average
Prices are in dollars per pound unless otherwise stated.



Fruit and Vegetable Retail Report VOL. II – No. 32

Page 4

Week of Friday August 08, 2008

| Region | NORTHEAST U.S. | | | SOUTHEAST U.S. | | | MIDWEST U.S. | | |
|-----------------------|------------------------------------|-----------------|----------|------------------------------|-----------------|----------|------------------------------------|-----------------|----------|
| States | (CT,DE,MA,MD,ME,NH,NJ,NY,PA,RI,VT) | | | (AL,FL,GA,MS,NC,SC,TN,VA,WV) | | | (IA,IL,IN,KY,MI,MN,ND,NE,OH,SD,WI) | | |
| Fruit | Price Range | Stores with Ads | Wtd. Avg | Price Range | Stores with Ads | Wtd. Avg | Price Range | Stores with Ads | Wtd. Avg |
| Apples, red delicious | | | | | | | | | |
| Avocados, hass | 0.99 - 2.00 each | 1,383 | 1.46 | 0.99 - 1.50 each | 1,904 | 1.09 | 1.88 each | 165 | 1.88 |
| Bananas | 0.50 | 143 | 0.50 | 0.39 | 29 | 0.39 | | | |
| Bananas, organic | 0.79 - 0.89 | 233 | 0.88 | | | | | | |
| Blueberries | | | | | | | | | |
| Cantaloupe | 1.50 - 3.00 each | 2,310 | 2.51 | 0.99 - 3.00 each | 2,261 | 2.32 | 1.33 - 2.50 each | 702 | 2.18 |
| Cherries | 1.99 - 4.99 | 875 | 3.97 | 2.48 - 3.99 | 2,809 | 3.51 | 2.49 - 3.98 | 313 | 3.25 |
| Clementines | | | | | | | | | |
| Grapes, green/red | 0.88 - 2.49 | 2,609 | 1.69 | 0.98 - 2.49 | 1,964 | 1.70 | 0.99 - 1.99 | 1,420 | 1.48 |
| Grapefruit, red | | | | | | | | | |
| Honeydew | 2.48 - 3.99 each | 795 | 3.26 | 2.50 - 3.99 each | 1,149 | 3.10 | 2.50 - 2.99 each | 214 | 2.80 |
| Limes | 0.13 - 0.34 each | 1,015 | 0.31 | 0.20 - 0.34 each | 97 | 0.23 | | | |
| Lemons | 0.49 each | 12 | 0.49 | | | | | | |
| Mangoes | 0.99 - 2.50 each | 782 | 1.35 | 0.79 - 1.00 each | 273 | 0.98 | 0.66 - 1.00 each | 321 | 0.90 |
| Nectarines | 0.98 - 2.49 | 2,266 | 1.60 | 0.99 - 2.68 | 2,287 | 1.58 | 1.00 - 1.99 | 258 | 1.25 |
| Oranges, navel | 0.67 - 1.00 each | 413 | 0.83 | 0.67 - 0.79 each | 60 | 0.70 | | | |
| Pears, bartlett | 0.98 - 1.69 | 965 | 1.49 | 1.28 - 1.69 | 770 | 1.44 | 0.99 - 1.49 | 542 | 1.30 |
| Peaches | 0.78 - 2.49 | 3,683 | 1.27 | 0.79 - 2.68 | 2,786 | 1.46 | 0.98 - 1.99 | 616 | 1.36 |
| Pineapple | 2.98 - 3.99 each | 951 | 3.85 | 2.98 - 3.99 each | 1,187 | 3.97 | 1.18 each | 165 | 1.18 |
| Plums | 0.98 - 2.49 | 2,351 | 1.52 | 0.89 - 2.68 | 1,998 | 1.62 | 0.98 - 1.99 | 530 | 1.31 |
| Strawberries | 1.67 - 3.00 16 oz pkg | 2,021 | 2.51 | 1.99 - 3.34 16 oz pkg | 2,252 | 2.58 | 1.68 - 2.50 16 oz pkg | 986 | 2.28 |
| Strawberries, organic | 2.50 - 3.99 16 oz pkg | 650 | 3.10 | 2.99 - 3.49 16 oz pkg | 102 | 3.04 | 3.00 - 3.49 16 oz pkg | 233 | 3.42 |
| Watermelon, miniature | 2.50 - 3.99 each | 992 | 3.53 | 2.50 each | 2 | 2.50 | 2.00 each | 176 | 2.00 |
| Watermelon, seedless | 2.99 - 4.99 each | 645 | 3.69 | 2.99 - 4.99 each | 1,165 | 4.01 | 2.88 - 4.99 each | 541 | 4.02 |

Wtd Avg = Simple weighted average
 Prices are in dollars per pound unless otherwise stated.



Fruit and Vegetable Retail Report VOL. II – No. 32

Page 5

Week of Friday August 08, 2008

| Region | SOUTH CENTRAL U.S. | | | SOUTHWEST U.S. | | | NORTHWEST U.S. | | |
|-----------------------|---------------------------|-----------------|----------|-----------------------|-----------------|----------|-----------------------|-----------------|----------|
| States | (AR,CO,KS,LA,MO,NM,OK,TX) | | | (AZ,CA,NV,UT) | | | (ID,MT,OR,WA,WY) | | |
| Fruit | Price Range | Stores with Ads | Wtd. Avg | Price Range | Stores with Ads | Wtd. Avg | Price Range | Stores with Ads | Wtd. Avg |
| Apples, red delicious | 0.77 | 80 | 0.77 | 1.25 - 1.49 | 257 | 1.31 | 1.49 | 202 | 1.49 |
| Avocados, hass | 0.77 - 1.29 each | 496 | 1.21 | 0.33 - 2.50 each | 938 | 1.33 | 1.39 - 1.50 each | 221 | 1.49 |
| Bananas | 0.50 | 5 | 0.50 | 0.33 - 0.50 | 300 | 0.49 | 0.33 | 44 | 0.33 |
| Bananas, organic | | | | 0.87 - 0.89 | 19 | 0.88 | | | |
| Blueberries | | | | | | | | | |
| Cantaloupe | 0.79 - 2.50 each | 913 | 1.93 | 0.97 - 3.00 each | 992 | 1.19 | 1.50 - 3.00 each | 120 | 2.54 |
| Cherries | 2.49 - 4.99 | 380 | 4.62 | 2.99 - 4.99 | 707 | 4.04 | 2.89 - 3.99 | 148 | 3.78 |
| Clementines | 5.77 - 7.99 5lb container | 259 | 6.17 | 5.99 5lb container | 113 | 5.99 | | | |
| Grapes, green/red | 0.67 - 1.99 | 1,319 | 1.25 | 0.77 - 1.99 | 1,500 | 1.26 | 0.88 - 1.29 | 101 | 1.06 |
| Grapefruit, red | | | | 0.33 each | 14 | 0.33 | | | |
| Honeydew | 2.00 - 2.98 each | 41 | 2.48 | 2.50 each | 198 | 2.50 | 2.99 each | 16 | 2.99 |
| Limes | 0.10 each | 26 | 0.10 | 0.25 each | 502 | 0.25 | 0.25 each | 13 | 0.25 |
| Lemons | | | | 0.79 each | 17 | 0.79 | 0.79 each | 29 | 0.79 |
| Mangoes | 0.50 - 1.25 each | 281 | 1.07 | 0.33 - 1.00 each | 975 | 0.78 | 1.00 each | 118 | 1.00 |
| Nectarines | 0.69 - 1.99 | 660 | 1.36 | 0.33 - 1.99 | 969 | 1.25 | 0.68 - 1.79 | 871 | 1.17 |
| Oranges, navel | 0.50 each | 20 | 0.50 | | | | | | |
| Pears, bartlett | 0.69 - 1.50 | 685 | 1.19 | 0.20 - 1.99 | 478 | 0.90 | 1.29 | 62 | 1.29 |
| Peaches | 0.68 - 1.99 | 1,364 | 1.39 | 0.50 - 1.99 | 1,270 | 1.21 | 0.58 - 2.89 | 665 | 1.15 |
| Pineapple | 2.50 - 4.49 each | 102 | 2.87 | 2.49 - 2.99 each | 272 | 2.95 | | | |
| Plums | 0.68 - 2.50 | 578 | 1.27 | 0.50 - 1.99 | 437 | 1.49 | 0.98 - 1.49 | 263 | 1.02 |
| Strawberries | 1.50 - 3.00 16 oz pkg | 699 | 2.80 | 1.50 - 2.99 16 oz pkg | 899 | 2.75 | 1.47 - 3.00 16 oz pkg | 141 | 2.11 |
| Strawberries, organic | 2.99 - 3.00 16 oz pkg | 155 | 3.00 | 1.99 - 2.99 16 oz pkg | 244 | 2.53 | 2.50 - 3.50 16 oz pkg | 238 | 2.67 |
| Watermelon, miniature | 3.99 each | 21 | 3.99 | 2.99 each | 48 | 2.99 | 2.99 - 3.00 each | 424 | 3.00 |
| Watermelon, seedless | 2.99 - 4.99 each | 660 | 3.92 | 3.00 each | 16 | 3.00 | 3.99 each | 290 | 3.99 |

Wtd Avg = Simple weighted average
 Prices are in dollars per pound unless otherwise stated.



| Region | NORTHEAST U.S. | | | SOUTHEAST U.S. | | | MIDWEST U.S. | | |
|-------------------------|------------------------------------|-----------------|----------|------------------------------|-----------------|----------|------------------------------------|-----------------|----------|
| States | (CT,DE,MA,MD,ME,NH,NJ,NY,PA,RI,VT) | | | (AL,FL,GA,MS,NC,SC,TN,VA,WV) | | | (IA,IL,IN,KY,MI,MN,ND,NE,OH,SD,WI) | | |
| Vegetable | Price Range | Stores with Ads | Wtd. Avg | Price Range | Stores with Ads | Wtd. Avg | Price Range | Stores with Ads | Wtd. Avg |
| Asparagus | | | | 2.49 - 3.98 | 922 | 2.56 | | | |
| Beans, round green | 0.79 - 1.50 | 2,118 | 1.28 | 0.99 - 1.59 | 472 | 1.31 | 0.79 - 1.29 | 815 | 1.05 |
| Broccoli | 0.99 - 1.99 per bunch | 776 | 1.58 | 0.99 - 2.50 per bunch | 1,954 | 1.74 | | | |
| Broccoli, organic | | | | | | | 1.99 per bunch | 24 | 1.99 |
| Cabbage | 0.29 - 0.59 | 858 | 0.45 | 0.33 - 0.59 | 95 | 0.47 | 0.33 - 0.50 | 681 | 0.43 |
| Carrots, baby | 0.99 - 2.00 1 lb bag | 587 | 1.58 | 1.00 - 1.69 1 lb bag | 857 | 1.50 | 0.67 - 1.88 1 lb bag | 1,052 | 1.43 |
| Carrots, baby organic | 1.50 - 2.50 1lb bag | 234 | 1.95 | 1.50 - 2.00 1lb bag | 39 | 1.87 | | | |
| Celery | 1.50 each | 26 | 1.50 | 1.50 - 1.78 each | 700 | 1.23 | 0.99 - 1.50 each | 200 | 1.08 |
| Corn | 0.16 - 0.67 each | 2,332 | 0.33 | 0.25 - 0.50 each | 362 | 0.43 | 0.25 - 0.50 each | 1,086 | 0.32 |
| Cucumbers | 0.25 - 0.67 each | 2,098 | 0.58 | 0.34 - 0.67 each | 765 | 0.56 | 0.33 - 0.50 each | 128 | 0.37 |
| Lettuce, iceberg | 0.99 each | 155 | 0.99 | 0.88 - 1.00 each | 164 | 0.92 | 0.79 - 1.00 each | 98 | 0.94 |
| Lettuce, romaine | 0.79 - 1.49 each | 116 | 1.15 | 0.99 each | 66 | 0.99 | | | |
| Mushrooms, white | 0.99 - 1.99 8 oz pkg | 1,005 | 1.84 | 0.99 - 2.69 8 oz pkg | 790 | 1.66 | 1.00 - 1.66 8 oz pkg | 704 | 1.37 |
| Onions, yellow | 2.99 3 lb bag | 18 | 2.99 | 1.77 - 2.25 3 lb bag | 755 | 2.00 | 1.49 3 lb bag | 95 | 1.49 |
| Onions, sweet yellow | 0.89 - 1.99 | 1,892 | 1.28 | 0.79 - 1.69 | 960 | 0.96 | 0.78 - 1.19 | 594 | 0.98 |
| Peppers, bell green | 0.79 each | 46 | 0.79 | 0.50 - 1.00 each | 551 | 0.71 | 0.49 - 1.00 each | 300 | 0.66 |
| Peppers, bell green | 0.98 - 2.00 | 1,514 | 1.47 | 0.99 - 1.69 | 98 | 1.52 | 0.99 - 2.00 | 451 | 1.18 |
| Peppers, bell red | 1.25 each | 42 | 1.25 | 1.25 - 2.00 each | 129 | 1.87 | 0.66 each | 165 | 0.66 |
| Peppers, bell red | 1.49 - 3.99 | 975 | 2.81 | 2.99 | 105 | 2.99 | | | |
| Potatoes, russet | 2.99 - 3.49 5 lb bag | 299 | 3.13 | 1.99 5 lb bag | 29 | 1.99 | 2.50 5 lb bag | 101 | 2.50 |
| Squash, zucchini | 0.79 - 1.50 | 1,587 | 1.12 | 0.98 - 1.49 | 888 | 1.36 | 0.79 - 1.28 | 757 | 0.99 |
| Sweet potatoes | 0.78 | 42 | 0.78 | 0.69 - 0.89 | 380 | 0.82 | 0.79 | 24 | 0.79 |
| Tomatoes | 0.88 - 1.99 | 786 | 1.58 | 0.79 - 1.99 | 852 | 1.35 | 1.00 - 1.49 | 156 | 1.28 |
| Tomatoes, organic | | | | | | | 2.68 | 96 | 2.68 |
| Tomatoes on the vine | 0.99 - 2.99 | 1,463 | 2.12 | 0.88 - 2.49 | 1,917 | 1.38 | 0.99 - 1.79 | 418 | 1.25 |
| Tomatoes, grape | 1.49 - 3.00 1 pint | 1,875 | 2.32 | 1.99 - 2.99 1 pint | 614 | 2.36 | 3.00 1 pint | 100 | 3.00 |
| Tomatoes, grape organic | 2.50 - 3.50 1 pint | 966 | 2.94 | 2.50 - 3.50 1 pint | 407 | 2.89 | | | |

Wtd Avg = Simple weighted average
 Prices are in dollars per pound unless otherwise stated.



Fruit and Vegetable Retail Report VOL. II – No. 32

Page 7

Week of Friday August 08, 2008

| Region | SOUTH CENTRAL U.S. | | | SOUTHWEST U.S. | | | NORTHWEST U.S. | | |
|-------------------------|---------------------------|-----------------|----------|----------------------|-----------------|----------|----------------------|-----------------|----------|
| States | (AR,CO,KS,LA,MO,NM,OK,TX) | | | (AZ,CA,NV,UT) | | | (ID,MT,OR,WA,WY) | | |
| Vegetable | Price Range | Stores with Ads | Wtd. Avg | Price Range | Stores with Ads | Wtd. Avg | Price Range | Stores with Ads | Wtd. Avg |
| Asparagus | 2.50 - 2.99 | 217 | 2.98 | 1.99 - 2.99 | 216 | 2.16 | | | |
| Beans, round green | 0.99 - 1.29 | 341 | 1.07 | 1.29 - 1.59 | 102 | 1.34 | 0.98 - 1.99 | 506 | 1.69 |
| Broccoli | 0.99 - 1.29 per bunch | 79 | 1.09 | | | | | | |
| Broccoli, organic | | | | | | | | | |
| Cabbage | 0.33 - 0.50 | 311 | 0.43 | 0.14 - 0.33 | 67 | 0.24 | 0.33 - 0.38 | 45 | 0.37 |
| Carrots, baby | 0.99 - 1.50 1 lb bag | 187 | 1.31 | 1.19 - 1.49 1 lb bag | 197 | 1.30 | 1.00 - 1.96 1 lb bag | 569 | 1.49 |
| Carrots, baby organic | 1.50 - 2.00 1 lb bag | 142 | 1.92 | 1.50 1lb bag | 209 | 1.50 | 1.50 1lb bag | 11 | 1.50 |
| Celery | 0.88 - 1.29 each | 271 | 1.09 | 0.50 - 0.99 each | 157 | 0.81 | 0.99 each | 215 | 0.99 |
| Corn | 0.19 - 0.50 each | 902 | 0.37 | 0.25 - 0.50 each | 888 | 0.45 | 0.20 - 0.33 each | 198 | 0.30 |
| Cucumbers | 0.33 - 0.50 each | 110 | 0.49 | 0.33 each | 32 | 0.33 | 0.40 - 0.50 each | 37 | 0.48 |
| Lettuce, iceberg | 0.77 - 0.88 each | 55 | 0.83 | 0.69 - 1.00 each | 550 | 0.95 | 0.68 - 0.79 each | 49 | 0.75 |
| Lettuce, romaine | 0.98 - 1.50 each | 445 | 1.05 | 0.87 - 1.29 each | 157 | 1.15 | 0.88 - 1.29 each | 221 | 1.00 |
| Mushrooms, white | 1.00 - 2.00 8 oz pkg | 399 | 1.64 | 1.99 - 2.00 8 oz pkg | 560 | 2.00 | 1.50 - 2.00 8 oz pkg | 304 | 1.96 |
| Onions, yellow | 0.98 - 2.00 3 lb bag | 182 | 1.36 | | | | 1.89 3 lb bag | 8 | 1.89 |
| Onions, sweet yellow | 0.25 - 1.00 | 484 | 0.73 | 0.25 - 0.99 | 940 | 0.93 | 0.69 - 0.99 | 701 | 0.90 |
| Peppers, bell green | 0.33 - 1.00 each | 531 | 0.62 | 0.47 - 0.79 each | 207 | 0.73 | 0.33 - 0.69 each | 92 | 0.47 |
| Peppers, bell green | | | | 0.97 - 0.99 | 33 | 0.98 | | | |
| Peppers, bell red | 0.67 - 1.00 each | 127 | 0.83 | 1.49 - 1.50 each | 64 | 1.49 | 1.49 each | 202 | 1.49 |
| Peppers, bell red | | | | 0.97 - 2.99 | 405 | 2.26 | | | |
| Potatoes, russet | 3.59 5 lb bag | 48 | 3.59 | 1.99 5 lb bag | 48 | 1.99 | 1.99 5 lb bag | 202 | 1.99 |
| Squash, zucchini | 0.88 - 1.49 | 529 | 1.18 | 0.50 - 1.25 | 718 | 1.01 | 0.88 - 0.99 | 260 | 0.97 |
| Sweet potatoes | 0.68 | 20 | 0.68 | | | | | | |
| Tomatoes | 0.58 - 1.49 | 216 | 1.14 | 0.99 | 8 | 0.99 | 1.28 - 1.59 | 70 | 1.51 |
| Tomatoes, organic | 2.99 | 24 | 2.99 | 2.99 | 90 | 2.99 | | | |
| Tomatoes on the vine | 0.99 - 1.99 | 427 | 1.66 | 0.88 - 2.49 | 678 | 1.87 | 0.97 - 1.77 | 187 | 1.37 |
| Tomatoes, grape | 1.99 1 pint | 34 | 1.99 | 2.00 - 2.99 1 pint | 211 | 2.23 | 1.50 - 2.99 1 pint | 95 | 2.24 |
| Tomatoes, grape organic | 3.50 1 pint | 18 | 3.50 | | | | | | |

Wtd Avg = Simple weighted average

Prices are in dollars per pound unless otherwise stated.