



Agricultural Marketing Service

## Fruit and Vegetable Market News Branch

# National Fruit and Vegetable Retail Report

Websites: [www.marketnews.usda.gov/portal/fv](http://www.marketnews.usda.gov/portal/fv) and <http://www.ams.usda.gov/mnreports/fvwretail.pdf>

Volume II – Number 39

Issued Weekly

Friday, September 26, 2008

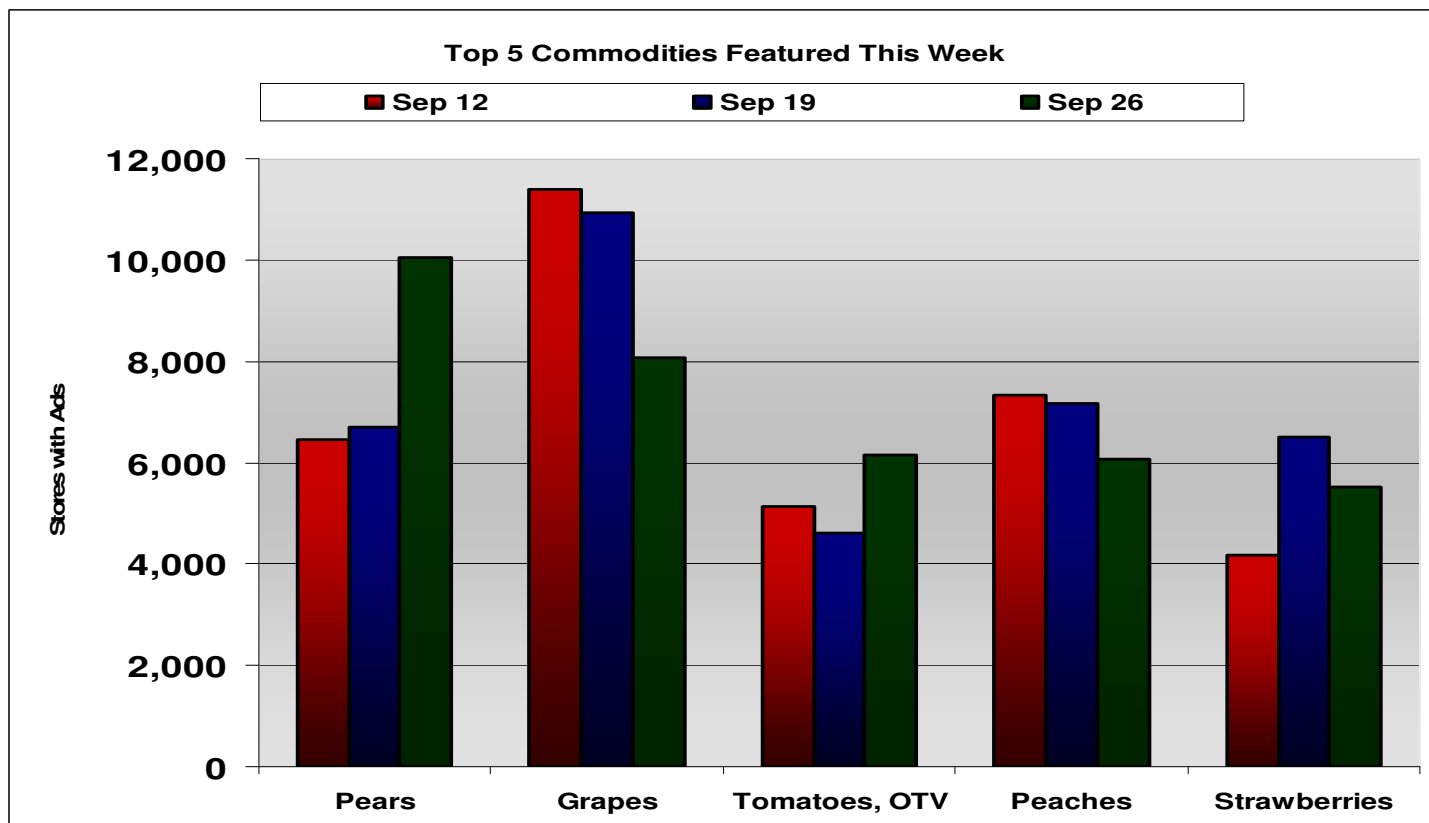
### Advertised Prices for Fruits & Vegetables at Major Retail Supermarket Outlets 09/20 to 10/02<sup>1, 2</sup>

#### Fruit Ads Decline Significantly, Apples and Pears Featured Widely

Fall themed ads were seen throughout the country this week with an emphasis on items to celebrate Halloween. In addition to the typical candy promotions, most retailers heavily featured a variety of apples, carving pumpkins, other decorative pumpkins, a variety of squash, and potted mums. A few ads highlighting Rosh Hashanah and Hispanic Heritage Month were also noted. Many retailers also used “10 for \$10” promotions quite often this week.

Overall, fresh produce ads were down more than 8%. Fruit ad activity declined more than 21% this week and vegetable activity increased roughly 9%. Despite the decline in fruit ads, the top 5 featured items were predominantly fruits. The top 5 included: Pears, grapes, tomatoes on the vine, peaches, and strawberries. The majority of fruit ads continued to be concentrated on a few items and vegetable ads continued to be distributed widely across the reported items. Pears alone made up 19% of all fruit items. Pears, grapes, peaches and strawberries comprised about 55% of total fruit ads.

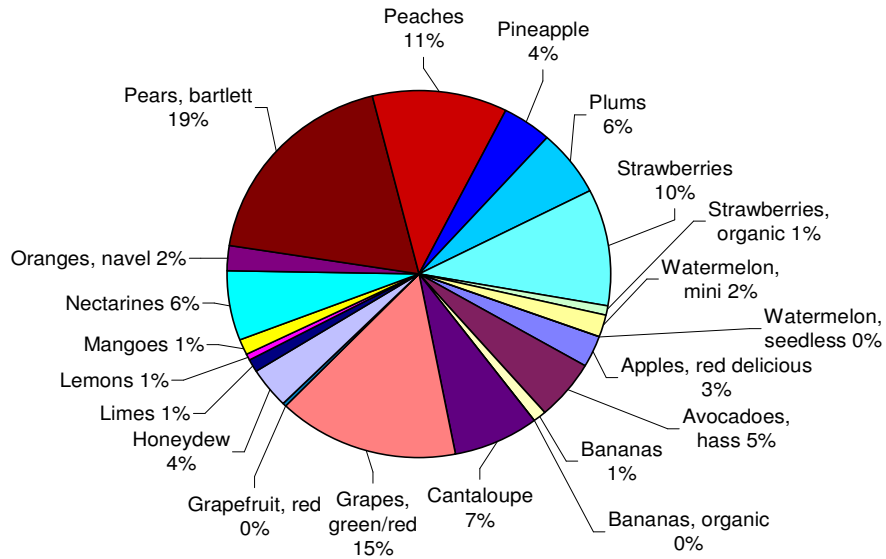
Retailers featured an abundance of seasonally available produce in addition to the items in this report. A variety of apple features were noted with the most prevalent being Galas. Squash were also noted quite often and the most featured varieties were butternut, acorn, and spaghetti.



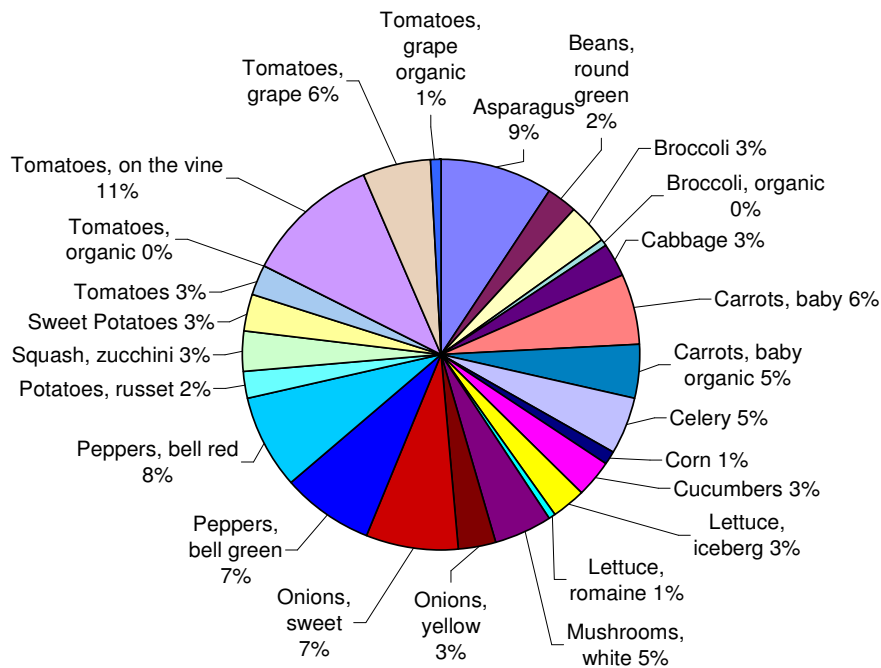
1 - Fruit and Vegetable Market News surveys more than 200 retailers, comprising roughly 17,000 individual stores, with online weekly advertised features.

2 - Date range reflects one week of data collection ending on the report release date and encompasses ad pricing good from the Saturday before report release date through the following Thursday.

**Fruits as Percentage of Total Fruit Ads  
September 26, 2008**



**Vegetables as Percentage of Total Vegetable Ads  
September 26, 2008**





**NATIONAL SUMMARY**

FRUIT	THIS WEEK		LAST WEEK		VEGETABLE	THIS WEEK		LAST WEEK	
	Stores with Ads	Wtd Avg Prices	Stores with Ads	Wtd Avg Prices		Stores with Ads	Wtd Avg Prices	Stores with Ads	Wtd Avg Prices
Apples, red delicious	1,521	1.25	428	1.02	Asparagus	5,212	2.65	3,744	2.72
Avocados, hass each	2,823	1.22	3,101	1.33	Beans, round green	1,403	1.16	2,463	1.35
Bananas	517	0.51	682	0.51	Broccoli per bunch	1,900	1.52	1,480	1.59
Bananas, organic	66	1.08	457	0.74	Broccoli, organic per bunch	242	2.16	785	2.11
Blueberries 4.4 oz pkg			723	2.77	Cabbage	1,557	0.43	1,167	0.47
Cantaloupe each	3,951	2.15	7,395	2.13	Carrots, baby 1 lb bag	3,256	1.34	3,207	1.29
Cherries					Carrots, baby organic 1 lb bag	2,628	1.78	1,038	1.68
Clementines 5lb container	28	9.99	155	6.82	Celery each	2,654	1.20	1,289	1.08
Grapes, green/red	8,086	1.61	10,937	1.39	Corn each	566	0.40	1,775	0.52
Grapefruit, red each	171	0.65	103	0.52	Cucumbers each	1,691	0.62	2,517	0.65
Honeydew each	1,977	2.86	2,089	3.03	Lettuce, iceberg each	1,549	1.04	1,082	1.10
Limes each	623	0.35	1,338	0.26	Lettuce, romaine each	307	1.00	450	1.43
Lemons each	325	0.48	87	0.53	Mushrooms, white 8 oz pkg	2,788	1.55	1,714	1.90
Mangoes each	755	1.03	1,350	1.09	Onions, yellow 3 lb bag	1,750	1.76	2,067	1.81
Nectarines, yellow flesh	3,223	1.47	6,713	1.52	Onions, sweet yellow	4,156	1.06	3,305	1.11
Oranges, navel each	1,190	0.83	1,182	0.69	Peppers, bell green each	1,604	0.77	1,883	0.71
Pears, bartlett	10,055	1.22	6,705	1.30	Peppers, bell green	2,555	1.69	2,678	1.48
Peaches, yellow flesh	6,056	1.42	7,180	1.59	Peppers, bell red each	1,806	1.07	1,418	1.26
Pineapple each	2,299	3.32	2,421	3.51	Peppers, bell red	2,622	2.26	1,256	2.05
Plums	3,107	1.60	4,596	1.64	Potatoes, russett 5 lb bag	1,263	2.58	3,058	2.83
Strawberries 1 lb pkg	5,521	2.49	6,500	2.80	Squash, zucchini	1,888	1.07	2,698	1.17
Strawberries, organic 1 lb pkg	415	3.08	1,326	3.32	Sweet potatoes	1,706	0.88	1,673	0.87
Watermelon, miniature each	1,062	3.01	2,399	3.31	Tomatoes	1,498	1.18	1,736	1.14
Watermelon, seedless each	7	1.99	214	4.96	Tomatoes, organic	15	2.52	8	2.99
					Tomatoes on the vine	6,139	1.91	4,604	1.87
					Tomatoes, grape 1 pint	3,152	2.48	1,547	2.58
					Tomatoes, grape organic 1 pint	517	2.73	1,087	2.91

**Selected Seasonal and Other Weekly Items**

ITEM	THIS WEEK		LAST WEEK		ITEM	THIS WEEK		LAST WEEK	
	Stores with Ads	Wtd Avg Prices	Stores with Ads	Wtd Avg Prices		Stores with Ads	Wtd Avg Prices	Stores with Ads	Wtd Avg Prices
Mums 6 inch pot	2,085	8.70			Round Red Potatoes 5 lb bag	900	3.43	464	3.16
Pumpkins, Jack-O-Lantern each	2,165	5.41			Navel Oranges per lb	1,803	1.51	1,523	1.54
Persimmons each					D'Anjou Pears per lb	255	1.37	207	1.49
Russet Potatoes per lb	1,103	0.90	695	0.95	Raspberries 6 oz	2,530	2.90	1,623	2.98
Russet Potatoes 10 lb bag	621	3.55	866	3.35	Gala Apples per lb	7,136	1.27		

**Wtd Avg = Simple weighted average**  
**Prices are in dollars per pound unless otherwise stated.**



Fruit and Vegetable Retail Report VOL. II – No. 38

Page 4

Week of Friday September 19, 2008

Region	NORTHEAST U.S.			SOUTHEAST U.S.			MIDWEST U.S.		
States	(CT,DE,MA,MD,ME,NH,NJ,NY,PA,RI,VT)			(AL,FL,GA,MS,NC,SC,TN,VA,WV)			(IA,IL,IN,KY,MI,MN,ND,NE,OH,SD,WI)		
Fruit	Price Range	Stores with Ads	Wtd. Avg	Price Range	Stores with Ads	Wtd. Avg	Price Range	Stores with Ads	Wtd. Avg
Apples, red delicious	0.98 - 1.79	460	1.29	0.98 - 0.99	185	0.99	1.49	95	1.49
Avocados, hass	1.25 - 2.00 each	792	1.40	0.99 - 1.29 each	1,025	1.25	0.99 each	100	0.99
Bananas	0.34 - 0.69	206	0.50						
Bananas, organic	0.79	18	0.79						
Blueberries									
Cantaloupe	1.50 - 3.00 each	1,400	2.33	0.98 - 2.50 each	1,804	2.12	1.50 - 2.68 each	339	2.15
Cherries									
Clementines							9.99 5lb container	28	9.99
Grapes, green/red	0.99 - 2.79	2,075	1.51	0.98 - 2.79	2,413	1.71	0.97 - 2.00	1,120	1.32
Grapefruit, red	0.67 - 1.34 each	88	0.83						
Honeydew	2.00 - 3.99 each	1,801	2.88	2.00 - 3.99 each	107	2.72	2.98 each	35	2.98
Limes	0.34 - 0.69 each	475	0.42						
Lemons	0.33 each	12	0.33				0.66 each	165	0.66
Mangoes	0.88 - 1.25 each	572	1.01	0.99 - 1.25 each	90	1.05	1.25 each	63	1.25
Nectarines	0.88 - 1.99	251	1.81	1.00 2.68	2,005	1.46	1.39 - 1.79	325	1.66
Oranges, navel	0.40 - 1.00 each	588	0.82	0.50 - 1.00 each	389	0.78	0.50 - 1.00 each	213	0.97
Pears, bartlett	0.98 - 2.00	2,717	1.43	0.98 - 1.69	2,090	1.19	0.88 - 1.59	1,510	1.26
Peaches	0.88 - 2.69	787	1.52	0.92 - 2.69	3,442	1.46	0.87 - 2.98	450	1.41
Pineapple	1.98 - 3.99 each	1,182	3.26	2.49 - 4.99 each	726	3.30	3.49 - 3.99 each	121	3.90
Plums	1.49 - 2.50	685	1.98	1.49 - 2.68	1,271	1.62	1.00 - 1.18	278	1.11
Strawberries	2.00 - 3.99 16 oz pkg	1,931	2.60	2.00 - 3.50 16 oz pkg	783	2.79	1.99 - 3.50 16 oz pkg	1,348	2.54
Strawberries, organic	2.99 - 3.99 16 oz pkg	319	3.07	3.99 16 oz pkg	11	3.99			
Watermelon, miniature	3.99 each	167	3.99				2.99 each	165	2.99
Watermelon, seedless									

Wtd Avg = Simple weighted average  
 Prices are in dollars per pound unless otherwise stated.



Fruit and Vegetable Retail Report VOL. II – No. 38

Page 5

Week of Friday September 19, 2008

Region	SOUTH CENTRAL U.S.			SOUTHWEST U.S.			NORTHWEST U.S.		
States	(AR,CO,KS,LA,MO,NM,OK,TX)			(AZ,CA,NV,UT)			(ID,MT,OR,WA,WY)		
Fruit	Price Range	Stores with Ads	Wtd. Avg	Price Range	Stores with Ads	Wtd. Avg	Price Range	Stores with Ads	Wtd. Avg
Apples, red delicious	0.98 - 1.59	97	1.21	1.50	325	1.50	0.78 - 1.69	359	1.06
Avocados, hass	0.50 - 1.49 each	141	1.18	0.40 - 1.66 each	395	0.98	1.00 - 2.50 each	370	1.12
Bananas	0.33	8	0.33	0.49 - 0.69	303	0.52			
Bananas, organic				1.19	48	1.19			
Blueberries									
Cantaloupe	1.25 - 2.50 each	344	1.58	1.00 - 2.00 each	25	1.32	2.50 each	39	2.50
Cherries									
Clementines									
Grapes, green/red	0.77 - 1.99	1,192	1.57	0.69 - 2.99	1,218	1.91	0.89 - 0.99	68	0.97
Grapefruit, red	0.50 each	68	0.50	0.25 each	15	0.25			
Honeydew	1.99 each	34	1.99						
Limes	0.10 each	148	0.10						
Lemons	0.17 - 0.67 each	119	0.33	0.10 each	29	0.10			
Mangoes	1.25 each	8	1.25	0.99 each	9	0.99	0.78 each	13	0.78
Nectarines	0.89 - 1.99	192	1.33	0.49 - 1.99	437	1.25	0.78	13	0.78
Oranges, navel									
Pears, bartlett	0.50 - 1.49	667	1.14	0.33 - 1.99	2,337	1.02	0.88 - 1.99	734	1.12
Peaches	0.78 - 2.98	410	1.65	0.77 - 1.99	769	1.19	0.88	198	0.88
Pineapple	2.98 - 3.99 each	145	3.15	2.50 - 3.99 each	114	3.71	3.99 each	11	3.99
Plums	0.79 - 1.79	281	1.47	0.50 - 1.99	368	1.25	1.50 - 1.79	224	1.69
Strawberries	1.79 - 3.99 16 oz pkg	603	2.77	1.39 - 2.50 16 oz pkg	599	1.58	1.99 - 2.50 16 oz pkg	257	2.07
Strawberries, organic	2.99 16 oz pkg	85	2.99						
Watermelon, miniature	2.99 each	36	2.99	2.99 each	504	2.99	1.99 - 3.00 each	190	2.21
Watermelon, seedless				1.99 each	7	1.99			

Wtd Avg = Simple weighted average  
 Prices are in dollars per pound unless otherwise stated.



Region	NORTHEAST U.S.			SOUTHEAST U.S.			MIDWEST U.S.		
States	(CT,DE,MA,MD,ME,NH,NJ,NY,PA,RI,VT)			(AL,FL,GA,MS,NC,SC,TN,VA,WV)			(IA,IL,IN,KY,MI,MN,ND,NE,OH,SD,WI)		
Vegetable	Price Range	Stores with Ads	Wtd. Avg	Price Range	Stores with Ads	Wtd. Avg	Price Range	Stores with Ads	Wtd. Avg
Asparagus	1.99 - 3.99	1,473	2.83	1.99 - 3.79	1,224	2.26	1.99 - 3.49	488	2.67
Beans, round green	0.95 - 1.49	517	1.23	0.99 - 1.29	463	1.07	0.88 - 1.18	186	1.15
Broccoli	0.98 - 2.49 per bunch	708	1.85	1.00 - 2.00 per bunch	893	1.34	1.49 - 2.00 per bunch	43	1.63
Broccoli, organic	1.99 per bunch	169	1.99	1.99 - 2.99 per bunch	53	2.80	2.50 per bunch	4	2.50
Cabbage	0.34 - 0.49	355	0.47	0.44 - 0.59	202	0.54	0.25 - 0.48	427	0.34
Carrots, baby	0.99 - 1.50 1 lb bag	1,180	1.43	0.88 - 1.67 1 lb bag	813	1.34	1.69 - 1.79 1 lb bag	80	1.73
Carrots, baby organic	1.50 - 2.50 1lb bag	1,763	1.89	1.50 - 2.00 1lb bag	150	1.83	1.50 - 1.79 1lb bag	382	1.74
Celery	0.98 - 1.99 each	720	1.58	0.98 - 1.99 each	301	1.65	0.99 - 1.50 each	378	1.16
Corn	0.53 each	36	0.53	0.34 each	43	0.34	0.40 each	70	0.40
Cucumbers	0.33 - 0.79 each	951	0.60	0.60 - 0.98 each	121	0.74			
Lettuce, iceberg	0.98 - 0.99 each	433	0.98	0.99 - 1.68 each	795	1.08	0.99 each	12	0.99
Lettuce, romaine									
Mushrooms, white	0.99 - 2.00 8 oz pkg	660	1.73	0.98 - 2.00 8 oz pkg	801	1.15	1.00 - 1.50 8 oz pkg	257	1.27
Onions, yellow	1.49 - 2.50 3 lb bag	400	2.04	1.50 - 2.79 3 lb bag	594	2.02	1.00 - 2.00 3 lb bag	279	1.53
Onions, sweet yellow	0.59 - 1.49	754	1.10	0.88 - 1.49	1,501	1.07	0.77 - 1.00	795	0.88
Peppers, bell green	0.49 - 0.99 each	19	0.52	0.50 - 1.00 each	407	0.88	0.50 - 0.69 each	196	0.53
Peppers, bell green	0.99 - 1.99	757	1.51	1.49 - 1.99	1,355	1.88	1.58 - 1.69	276	1.60
Peppers, bell red				0.98 - 2.00 each	274	1.39	1.25 - 1.29 each	86	1.26
Peppers, bell red	1.49 - 2.99	2,039	2.40	1.99 - 2.99	222	2.75	2.99	4	2.99
Potatoes, russet	2.99 - 3.49 5 lb bag	314	3.05	2.49 - 2.99 5 lb bag	154	2.64	1.50 - 2.99 5 lb bag	386	2.60
Squash, zucchini	0.98 - 1.29	308	1.05	0.99 - 1.49	245	1.26	1.00 - 1.18	265	1.11
Sweet potatoes	0.48 - 1.00	859	0.89	0.58 - 1.00	246	0.93	0.79	139	0.79
Tomatoes	0.79 - 1.99	651	1.45	0.98 - 1.48	197	1.21	0.87 - 1.28	235	1.04
Tomatoes, organic									
Tomatoes on the vine	1.49 - 2.69	2,065	2.13	0.92 - 2.69	1,311	1.68	0.98 - 2.49	444	1.58
Tomatoes, grape	1.50 - 2.99 1 pint	1,171	2.22	1.50 - 2.99 1 pint	1,306	2.78	1.79 - 2.50 1 pint	579	2.39
Tomatoes, grape organic	2.50 - 3.00 1 pint	173	2.55	2.50 - 2.79 1 pint	56	2.78	2.50 - 3.00 1 pint	269	2.86

Wtd Avg = Simple weighted average  
 Prices are in dollars per pound unless otherwise stated.



Fruit and Vegetable Retail Report VOL. II – No. 38

Page 7

Week of Friday September 19, 2008

Region	SOUTH CENTRAL U.S.			SOUTHWEST U.S.			NORTHWEST U.S.		
States	(AR,CO,KS,LA,MO,NM,OK,TX)			(AZ,CA,NV,UT)			(ID,MT,OR,WA,WY)		
Vegetable	Price Range	Stores with Ads	Wtd. Avg	Price Range	Stores with Ads	Wtd. Avg	Price Range	Stores with Ads	Wtd. Avg
Asparagus	2.79 - 2.99	255	2.98	1.99 - 3.49	1,471	2.84	1.99 - 2.99	301	2.03
Beans, round green	1.18 - 1.79	67	1.46	0.88 - 1.69	122	0.94	1.28 - 1.79	48	1.63
Broccoli	0.99 - 2.00 per bunch	166	1.34	0.99 per bunch	90	0.99			
Broccoli, organic				1.69 - 1.89 per bunch	16	1.79			
Cabbage	0.25 - 0.59	262	0.40	0.25 - 0.59	303	0.45	0.47	8	0.47
Carrots, baby	0.88 - 1.50 1 lb bag	359	1.30	0.99 - 1.50 1 lb bag	698	1.23	1.00 - 1.28 1 lb bag	126	1.02
Carrots, baby organic	1.50 - 1.69 1 lb bag	121	1.57	1.50 1lb bag	10	1.50	0.99 1lb bag	202	0.99
Celery	0.50 - 1.29 each	275	1.08	0.33 - 1.00 each	980	0.82			
Corn	0.50 each	8	0.50	0.33 - 0.50 each	409	0.40			
Cucumbers	0.50 each	402	0.50	0.33 each	15	0.33	0.89 each	202	0.89
Lettuce, iceberg	0.88 - 1.29 each	166	1.09	0.49 - 1.00 each	128	0.94	0.88 each	15	0.88
Lettuce, romaine	1.29 each	18	1.29	1.00 each	119	1.00	0.88 - 1.00 each	170	0.97
Mushrooms, white	1.00 - 1.99 8 oz pkg	335	1.49	0.99 - 2.00 8 oz pkg	711	1.95	1.50 - 2.00 8 oz pkg	24	1.88
Onions, yellow	0.98 - 2.00 3 lb bag	232	1.34	1.00 - 1.49 3 lb bag	207	1.44	0.99 3 lb bag	38	0.99
Onions, sweet yellow	0.79 - 1.25	546	1.06	0.99 - 1.49	257	1.09	0.88 - 1.49	303	1.39
Peppers, bell green	0.33 - 0.99 each	461	0.71	0.50 - 1.00 each	440	0.87	0.33 - 0.89 each	81	0.58
Peppers, bell green				0.50 - 1.29	167	1.12			
Peppers, bell red	0.50 - 1.25 each	282	1.13	0.33 - 1.50 each	897	0.83	1.00 - 1.50 each	267	1.42
Peppers, bell red	0.99 - 2.99	67	1.59	0.97 - 2.99	290	1.05			
Potatoes, russet	2.50 - 3.00 5 lb bag	113	2.90	1.69 - 1.99 5 lb bag	56	1.95	1.59 - 1.99 5 lb bag	240	1.93
Squash, zucchini	0.99 - 1.29	234	1.17	0.50 - 1.29	525	0.98	0.89 - 1.00	311	0.99
Sweet potatoes	0.79 - 0.99	252	0.89	0.25 - 0.99	210	0.81			
Tomatoes	0.88 - 1.00	149	0.99	0.25 - 1.47	266	0.73			
Tomatoes, organic							1.99 - 2.99	15	2.52
Tomatoes on the vine	0.67 - 1.99	848	1.46	0.69 - 2.99	1,237	2.38	0.88 - 1.68	234	1.08
Tomatoes, grape	1.50 - 2.49 1 pint	60	2.38	1.50 1 pint	31	1.50	1.77 1 pint	5	1.77
Tomatoes, grape organic	3.00 1 pint	5	3.00	1.50 1 pint	7	1.50	2.99 1 pint	7	2.99

Wtd Avg = Simple weighted average

Prices are in dollars per pound unless otherwise stated.



## Weekly Snapshot of Organic Retail Features

This supplemental report is a list of other organic items found in the retail ads of those stores surveyed as part of the National Fruit and Vegetable Report. The prices shown are the range of prices encountered and are not weighted average prices. Descriptions of the items are largely as shown in the retail ads. Prices are in dollars.

Item	Unit of Sale	Price range
Apples, Fuji	Per Lb	2.50
Apples, Gala	Per Lb	1.49 -2.99
Apples, Gala	3 lb bag	2.49 -3.99
Apples, Golden Delicious	Per Lb	1.99
Apples, Golden Delicious	3 lb bag	4.99
Apples, Granny Smith	3 lb bag	3.99
Apples, Honeycrisp	Per Lb	1.99
Apples, Jonagold	Per Lb	1.49 -1.99
Apples, McIntosh	3 lb bag	4.49
Apples, Mixed Varieties	Per Lb	1.59
Apples, Pinova	Per Lb	1.69
Apples, Red Delicious	Per Lb	1.28 -2.99
Apples, Red Delicious	3 lb bag	3.99 -4.99
Artichokes	Each	0.77
Avocados, Hass	Each	2.00
Basil	2 oz pkg	2.88
Beans, Green	Per Lb	2.99 -3.50
Beets	Per bunch	1.50 -1.69
Blackberries	6.0 oz cntrs	2.50 -3.99
Broccoli	Per Lb	0.99 -1.69
Broccoli Crowns	12 oz pkg	3.49 -3.99
Cabbage	Per Lb	0.99
Cantaloupe	Each	2.00
Cantaloupe	Per Lb	1.99
Carrots	Per Lb	1.39
Carrots, Bunched, with tops	Per bunch	0.99 -1.50
Cauliflower	Each	3.99
Cauliflower	Per Lb	2.99 -3.49
Celery	Per Lb	0.78 -0.79
Celery	Each	0.99 -1.99
Celery Hearts	16 oz pkg	2.00
Celery Hearts	2 ct pkg	1.49 -2.99
Celery Hearts	8 oz pkg	1.99
Cucumbers	Each	0.99
Garlic	8 oz pkg	2.49

**Wtd Avg = Simple weighted average**  
**Prices are in dollars per pound unless otherwise stated.**



## Weekly Snapshot of Organic Retail Features

This supplemental report is a list of other organic items found in the retail ads of those stores surveyed as part of the National Fruit and Vegetable Report. The prices shown are the range of prices encountered and are not weighted average prices. Descriptions of the items are largely as shown in the retail ads. Prices are in dollars.

Item	Unit of Sale	Price range
Grapefruit, Red	Per Lb	0.99
Grapes, Black Seedless	Per Lb	1.99
Grapes, Green or Red Seedless	Per Lb	0.99 -3.99
Grapes, White Seedless	Per Lb	1.99
Herbs	Per Lb	1.99
Kiwi Fruit	4 count pkg	2.99
Leeks	Each	1.69
Leeks	Per Lb	1.69
Lemons	Each	1.00
Lettuce, Green or Red Leaf	Each	1.19 -2.00
Lettuce, Green or Red Leaf	Per Lb	1.99
Lettuce, Iceberg	Per Lb	1.69
Lettuce, Romaine	Each	2.00
Lettuce, Romaine	7-10 oz pkg	2.88 -3.99
Lettuce, Romaine Hearts	3 count pkg	2.00 -3.99
Lettuce, Romaine, Baby	5 oz pkg	2.59 -3.99
Mushrooms, Whole White	8 oz pkg	2.00 -2.99
Onions, Green	5.5 oz pkg	1.50
Onions, Green	4.5 oz pkg	1.00 -1.29
Onions, Green	Per bunch	0.99
Onions, Red	3 lb bag	3.49
Onions, Red	Per Lb	1.29
Onions, Yellow	3 lb bag	1.99 -2.99
Onions, Yellow	Per Lb	1.29 -1.50
Oranges, Valencia	Per Lb	0.68 -1.50
Oranges, Valencia	Each	0.75
Oranges, Valencia	4 lb bag	3.99
Peaches	Per Lb	1.99 2.49
Pears, Bartlett	3 lb bag	3.49
Pears, Bartlett	Per Lb	1.39 -2.49
Pears, Bosc	Per Lb	1.99
Peppers Green	2 ct pkg	2.99
Peppers, Green	Per Lb	1.98 -1.99

**Wtd Avg = Simple weighted average**

**Prices are in dollars per pound unless otherwise stated.**



## Weekly Snapshot of Organic Retail Features

This supplemental report is a list of other organic items found in the retail ads of those stores surveyed as part of the National Fruit and Vegetable Report. The prices shown are the range of prices encountered and are not weighted average prices. Descriptions of the items are largely as shown in the retail ads. Prices are in dollars.

Item	Unit of Sale	Price range
Peppers, Red	Per Lb	2.99
Peppers, Variety Colored	Per Lb	4.99
Plums	Per Lb	1.29
Pluots	Per Lb	2.49
Potatoes, Fingerling	Per Lb	1.49
Potatoes, Russet	5 lb bag	4.99
Raspberries	6 oz pkg	2.50 -3.50
Raspberries	5.6 oz cntrs	3.00
Salad, Mixed types	5 - 7 oz pkg	2.50 -3.99
Salad, Mixed Types	8-10 oz pkg	3.00 -3.99
Salad, Mixed Types	16 oz cntrs	4.99 -6.49
Spinach	16 oz pkg	5.99
Spinach, Baby	5 oz pkg	2.59 -3.99
Spinach, Baby	16 oz pkg	4.99 -5.99
Squash, Acorn	Per Lb	0.99 -1.99
Squash, Butternut	Per Lb	0.99 -1.99
Squash, Spaghetti	Per Lb	0.99
Squash, Yellow	Per Lb	2.50
Squash, Zucchini	2 ct pkg	2.99
Sweet Potatoes	Per Lb	0.99
Tomatoes, Cherry	Per pint	2.50 -2.99
Tomatoes, Heirloom, Mixed Variety	Per Lb	1.99 -2.99
Tomatoes, Roma	Per Lb	1.99
Yams	Per Lb	0.99

**Wtd Avg = Simple weighted average**

**Prices are in dollars per pound unless otherwise stated.**